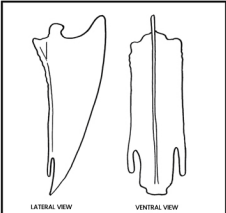
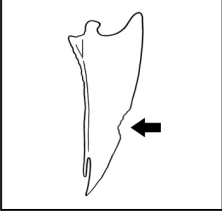
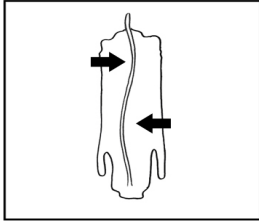


## KEEL BONE DEFORMITY ASSESSMENT (STEPS 5 and 5+)



Date: \_\_\_\_\_  
 House ID: \_\_\_\_\_  
 Flock ID: \_\_\_\_\_

Flock age (in weeks): \_\_\_\_\_  
 Flock size (when placed): \_\_\_\_\_  
 Breed/Strain of hens: \_\_\_\_\_

Score 0	Score 1	
No deformities detected	Deformity detected	
		

**Protocol:**

**Step 5:** Assess each flock during the last month of their laying lives

**Step 5+:** Assess each flock during the last month of each laying cycle

Randomly select 5 hens from 10 different locations throughout the house or pasture for a total of 50 hens.

Pick up each hen and while holding the hen, run two fingers down the edge of the keel bone (one finger on each side of the bone)

- If the bone feels straight with no bumps/depressions - score the hen a '0'.
- If you feel any bumps, depressions, curves in the bone - score the hen a '1'.

Hen #	Score	
	0	1
Location 1		
1		
2		
3		
4		
5		
Location 2		
6		
7		
8		
9		
10		
Location 3		
11		
12		
13		
14		
15		
Location 4		
16		
17		
18		
19		
20		

Hen #	Score	
	0	1
Location 5		
21		
22		
23		
24		
25		
Location 6		
26		
27		
28		
29		
30		
Location 7		
31		
32		
33		
34		
35		
Location 8		
36		
37		
38		
39		
40		

Hen #	Score	
	0	1
Location 9		
41		
42		
43		
44		
45		
Location 10		
46		
47		
48		
49		
50		

Total number of <b>Score 1</b> birds = _____	<b>GUIDANCE</b> If 13 or more birds have a keel bone deformity score of 1, you must complete an intervention plan to reduce levels in subsequent flocks.
--	---