

Global Animal Partnership's 5-Step® Animal Welfare Rating Standards for Pigs v2.2



About the 5-Step® Animal Welfare Rating Program

The 5-Step® Animal Welfare Rating program assesses the welfare of animals on-farm, during transport, at collection points and at slaughter.

Through its very design as a multi-tiered program, the 5-Step® Program promotes continuous improvement in animal agriculture; engages a broad spectrum of producers; allows for wider product selection for greater consumer options; provides more detailed information about the level of welfare of farm animals; and informs consumers about the production systems they may choose to support.

Each set of tiered standards—from Step 1 to Step 5+—has its own requirements, which must be met before certification to that particular Step level can be assigned. As the standard-setter, Global Animal Partnership does not conduct audits nor make Step-rating certification decisions. Authorized, third-party certification companies perform the audits and issue Step certificates, as appropriate. As such, producers, consumers, and retailers alike can be confident that Step ratings are fair, accurate, and free from conflicts of interest.

About the 5-Step® Animal Welfare Rating Standards for Pigs

The original version of the 5-Step® Animal Welfare Rating Standards for Pigs v2.0 was issued on December 5, 2014, went into effective June 5, 2015 and was amended July 20, 2015 and October 3, 2016. This version (2.2) replaces all previous versions. Any operations audited on or after October 3, 2015, including those undergoing re-certification, will be audited to this version. The development process included consultation with pig industry representatives and producers, guidance from animal welfare scientific experts, an extensive public consultative process, and review and approval by the Global Animal Partnership Board of Directors.

After four (4) certification cycles, the standards will be reviewed in full and revised through a process that involves expert guidance from scientists and producers, and public comment, before the draft revision is presented to the Board of Directors for final review and approval. This time frame provides for the standard to be implemented across each of the seasons prior to a thorough review and revision process.

At any time throughout the above-mentioned period, GAP may amend or clarify parts of the standard as issues with implementation arise, new technologies become available, or new scientific findings are made.







About Global Animal Partnership

Global Animal Partnership, a nonprofit charitable organization founded in 2008, brings together farmers, scientists, ranchers, retailers, and animal advocates—a diverse group with the common goal of seeking to improve the welfare of animals in agriculture. For more information, contact us at info@globalanimalpartnership.org or 877.427.5783 (+1.202.540.9880 if calling from outside the United States).

Program Overview

The marketing claims in this Program Overview apply to every animal species GAP has standards for, while the descriptions of the system and management highlights are specific to each species. The GAP standards focus on animal welfare and are designed to only make an animal welfare claim. Having the GAP animal welfare rating claim gives consumers a consistent message across species and helps with a general understanding of the system of production.

Pigs raised in Step 1 systems typically live in a permanent housing structure and are provided the space to express natural behavior. In Step 2, they live in an enriched indoor environment. Pigs in Step 3 systems have access to the outdoors. In Step 4, they live continuously on pasture, with access to housing. In Step 5 and Step 5+, pigs live continuously outdoors on pasture and may only be housed during extreme weather conditions. At Step 5+, pigs spend their lives on a single farm, and are slaughtered at a mobile or on-farm slaughter facility.

Step Level	Marketing Claims	Description of System	Management Highlights
	No crates, no crowding	Pigs in Step 1 systems live in a permanent housing structure and are provided the space to express natural behavior.	No farrowing or gestation crates/stalls, and no tail docking or teeth clipping are allowed at this Step level or any other Step level. Castration of piglets must occur before 10 days of age. Pigs must have space to move about freely and must have bedding at all times.
	Enriched environment	Pigs in Step 2 systems live in an enriched indoor environment.	Environmental enrichments are materials that are provided to pigs to add complexity to their environment, encourage the expression of natural behavior(s) (such as rooting, exploration and play behavior), and decrease the expression of abnormal and deleterious behaviors such as tail biting.
	Enhanced outdoor access	Pigs in Step 3 systems have access to the outdoors.	Pigs must have continuous unobstructed access to the outdoors during daylight hours. Outdoor access is defined as an outdoor area such as a dry lot, concrete pad, or pasture, but does not have to be pasture. Enrichments are provided in both the indoor and outdoor areas.
	Pasture centered	Pigs in Step 4 systems live continuously on pasture; during winter pigs may be housed with continuous access to the outdoors.	Pigs live continuously on pasture with access to shelter. Pasture includes access to rangeland, grassland, planted pastures, managed pastures, wooded areas, harvested crop areas (for clean-up), and any other land where pigs have access to vegetation.
	Animal centered; no physical alterations	Pigs in Step 5 systems live continuously on pasture and may only be housed during extreme weather conditions.	Pigs live continuously on pasture with access to shelter. In addition to no tail docking and teeth clipping which is prohibited at Step 1, pigs at Step 5 are not allowed to be castrated, nose-ringed or ear notched.
	Animal centered; entire life on same farm	Pigs in Step 5+ systems live continuously on pasture and may only be housed during extreme weather conditions.	Pigs spend their entire lives on a single farm, and are slaughtered at a mobile or on-farm slaughter facility.

How to Read these Standards

Standards applicable to a Step level are designated with a ● symbol in the corresponding Step column. The ⓘ indicates the standard is considered a major non-conformance (see Section 4 Non-conformances and GAP's Pilot Policy Manual for more details).

In the example below, the standard is required for each Step level, Step 1 through Step 5+:

STANDARD	Step Level					
	1	2	3	4	5	5+
2.3 Handling						
2.3.1 ⓘ Pigs must not be mistreated. Mistreatment includes, but is not limited to rough physical contact, throwing, kicking, hitting, and dragging by any part of their body.	●	●	●	●	●	●

In this example, the standard is required only for Step 3:

STANDARD	Step Level					
	1	2	3	4	5	5+
5.3 Environmental Enrichments						
5.3.1 ⓘ Environmental enrichments must be provided/or made available daily in outdoor areas (in addition to enrichments provided in housing).			●			

The ⓘ symbol prefaces additional information provided to aid in the understanding of the standard:

STANDARD	Step Level					
	1	2	3	4	5	5+
1.4 On-Farm Euthanasia						
1.4.1 ⓘ [1.4.1]: Producers will not be required to demonstrate the ability to euthanize an animal in order to show compliance with this standard.	●	●	●	●	●	●

Program Requirements

The following applies to each operation applying for certification to Global Animal Partnership's 5-Step® Animal Welfare Rating program for pigs.

1. General

- a. The standards in this document are requirements.
- b. The operation must have read the standards and prepared for the audit or they cannot be certified.
- c. In order to achieve certification to a particular Step rating, the operation must meet all applicable standards. For example, all standards specified for Step 3 must be met in order to become certified to Step 3.
- d. Certification is for a 15-month period, which allows for animals and operations to be assessed during each season over a 5 year period.
- e. Each operation must follow a chain of custody program that is also maintained by the slaughter facility and any further processor that will be using a Step-rating label. The chain of custody program can be developed and implemented by an affiliated group (i.e. a producer group, co-operative, marketing entity) or created with the aid of external consultation. Details on chain of custody requirements are shown in Section 9 of the GAP's Pilot Policy Manual v1.0 and also in Section 9.8 of this standard.
- f. The Pilot GAP Policy Manual v1.0 is a companion document to the standards, and details additional requirements and terms of certification beyond that which is included in the standards (see www.globalanimalpartnership.org/the-5-step-program/our-standards/). See also Section 7, Additional Standards Documents, below.
- g. No standard in this document supersedes governmental regulations or laws, whether local, regional, state, provincial, territorial, federal, national, or other.
- h. A glossary defining specific terms and terminology used in these standards is located at the end of this document.

2. Applications

- a. Each operation is required to complete a 5-Step® application for each certification cycle.
- b. Each operation must identify all sites (either owned, leased, and/or shared) used to raise animals and all animals on the operation (including non-Step-rated animals) on their 5-Step® application.
- c. Applications, as well as this document and the GAP Pilot Policy Manual v1.0, can be downloaded at www.globalanimalpartnership.org/the-5-step-program/our-standards/ or by contacting your certifier.

3. Audit and Certification

- a. In order for the certifier to determine how many audits to conduct, the term "operation" is used and defined as either (i) a single farm of single (e.g. farrowing only) or multiple stages of production (e.g. farrow to finish), or (ii) a single farm of single or multiple stages of production with more than one location that meets all of the following criteria:
 - i. all staff and animals are under the direct supervision* of the main farm;
 - ii. the main farm owns all of the animals; and
 - iii. the main farm owns, rents or leases, all the land and/or buildings where the animals are kept.

**Direct supervision is defined as being when an employee of the main certified farm business is responsible for the animals on the farm/ranch/feedlot that is at a separate location to the main farm. If the person responsible for the management and care of the animals at a separate location to the main certified farm business is a contract farmer and not an employee, then that site is a separate operation – even if there is routine oversight from an employee of the main operation.*

- b. Operations must have pigs on-site in order to be audited.
- c. Each operation must be audited once every certification cycle. A certification cycle is 15 months.
- d. If the operation has multiple locations, each location that raises a different stage of production must be audited as part of the certification process.
 - i. For example, Farm A's home farm is a farrowing operation with 1 finishing location 5 miles away. The finishing location is under direct supervision by the home farm, and animals and property of this second location are owned by Farm A. In this example, the farm is considered one operation, requiring one audit but both sites still need to be observed because they each raise a different stage of production.
 - ii. However, if a farrowing operation sends weaners to a separate finishing operation (owned by others), these would be considered two separate operations and would require two on-site audits.
- e. If the operation has multiple sites raising the same stage of production, then 50% of the locations must be audited as part of the certification process.
 - i. For example, Farm B has a farrowing location and 5 finishing locations. All sites and staff are under direct supervision by the home farm, and animals, and location properties are all leased by Farm B. In this example, the farm is considered one operation, the farrowing site and 3 finishing sites (50%) would need to be observed as part of a single audit. At re-certification, the home farm would need to be audited, plus 50% of the sites - making sure that the other locations not observed at the previous audit are part of the renewal audit.
- f. At the time of audit, the person(s) responsible for managing the operation and/or an animal caretaker must be present. A designated representative affiliated with a Supplier may also be present at the time of the audit.
- g. If pigs marketed as Step-rated are not raised on a single operation for their entire lives, with different stages of production being managed by different operations, each operation must submit a completed 5-Step[®] application and be audited and certified prior to marketing any product as Step-rated (see also 6 b. below).
- h. Any operation(s) utilizing a collection point/assembly yard, needs to have the location audited and approved by the certifier at least once every 15 months and prior to the final certification for the operation being issued, even if they are controlled or arranged by a producer group, marketing entity, slaughter facility or subsequent buyer of the animals, and not the operation. The collection point/assembly yard will not be issued a Step-rating, but rather a 'GAP Certified' certificate. See GAP's Animal Welfare Rating Standards for Pig Collection Points v1.0.
- i. Step-wise differentiation cannot be awarded on the basis of sex. For example, female pigs cannot be awarded a Step 5 rating and male pigs a Step 4 rating simply because the males are castrated.
- j. If a standard has not been met for all animals on the operation at the time of initial audit, a Step-rating will not be assigned until evidence is provided confirming that the standard has been met.
- k. If in a particular situation or circumstance, a standard as written might compromise the welfare of the animals in the producer's care, the producer should contact their certifier to discuss applying to GAP for a deviation.
- l. Each operation applying for 5-Step[®] certification is responsible for ensuring that all required records and documents are available at the time of audit, and that all applicable standards are met, including actions that may be contracted or managed by another entity (e.g. transport, rodent control and predator control).
- m. All applicable standards, including those that may be controlled or managed by, or contracted to, another (e.g. a transporter; a producer group, co-operative, or marketing entity; slaughter facility), will be assessed for compliance by the certification company and incorporated into its overall assessment of the operation prior to the final Step determination.

- n. GAP supports the use of video or other electronic monitoring. Use of video technology is not a requirement but can be used in place of certain observations. Please refer to GAP's Pilot Policy Manual v1.0 and contact your Certifier for additional details about how this must be conducted.
- o. Auditors do not make Step-rating determinations nor provide consultative service to producers on meeting standards requirements. Step-rating determinations are made by reviewers or other agents of authorized certification companies.

4. Non-conformances

- a. If an operation fails to meet a standard, it will be considered a non-conformance. There are three categories of non-conformance: minor, major and critical.
- b. If an operation receives a repeat non-conformance at the time of the next audit – the designation of minor, major and critical impacts the certification decision (see Repeat Non-conformances in GAP's Pilot Policy Manual v1.0).

In the example below, the **M** indicates that failure to meet the standard would be considered a major non-conformance. If at recertification, this standard is still not in compliance, then it would be considered a critical non-conformance and the operation would be denied certification (see GAP's Pilot Policy Manual v1.0, Section 5 Repeat Non-conformances for further information).

STANDARD		Step Level					
		1	2	3	4	5	5+
Handling							
2.3.1 M	Pigs must not be mistreated. Mistreatment includes, but is not limited to rough physical contact, throwing, kicking, hitting, and dragging by any part of their body.	•	•	•	•	•	•

In the example below, as there is no **M** beside the standard, this means that the standard is classified as a minor non-conformance. If at recertification, this standard was still not in compliance, then it would be considered a major non-conformance (see GAP's Pilot Policy Manual v1.0, Section 5 Repeat Non-conformances for further information).

STANDARD		Step Level					
		1	2	3	4	5	5+
Hazard Management							
2.13.2	Pigs must not come into contact with any potentially toxic substances, such as those used for maintenance, sanitation, cleaning, and/or pest control.	•	•	•	•	•	•

- c. If an operation is issued a non-conformance, it needs to be addressed and the response submitted to the certifier by the operation within 3 weeks from the date the certifier issues the audit report, and be accepted by the certifier as an acceptable response to the non-conformance, before a certificate is issued. If the operation does not respond to the non-conformance within 3 weeks, it will result in a shortened certificate once an acceptable response is provided (see GAP's Pilot Policy Manual v1.0 Section 5 Non-conformances).
- d. Any non-conformances that occur with breeding animals may affect the final Step-rating of their offspring. If individual offspring cannot be identified, the entire group of market animals from those breeding animals may drop or lose Step-rating.

5. Step Differentiation within the Standards

- a. Each Step level—Step 1 through Step 5+—has its own requirements that must be met to be certified to that level. If an operation, for example, meets some but not all Step 2 (or higher) requirements but 100% of the requirements for Step 1, the 5-Step® certification will be for Step 1 (see also 5 c. below).
- b. Step differentiator standards are those that do not apply to all steps. Pigs can achieve Step ratings 1, 2, 3, 4, 5 and 5+. Any standard that does not apply to all of those levels is a Step differentiator standard. In the example below 2.16.2 only applies to Step 1, 2.16.3 only applies to Step 2, 2.16.4 applies to Steps 3 and 4 and 2.16.5 applies to Steps 5 and 5+ only.

STANDARD		Step Level					
		1	2	3	4	5	5+
Weaning Age							
2.16.2	Minimum weaning age of piglets is 28 days.	•					
2.16.3	Minimum weaning age of piglets is 35 days.		•				
2.16.4	Minimum weaning age of piglets is 42 days.			•	•		
2.16.5	Minimum weaning age of piglets is 56 days.					•	•

- c. At renewal, if an operation that had previously been certified to any Step level fails to meet a standard specific to their rating, it will drop to the applicable Step level, or lose certification as appropriate, unless the Certifier applies their discretion to issue a non-conformance **if and only if**:
 - i. the standard that is out of conformance is not a repeat from the previous audit; and
 - ii. the Certifier is confident the operation will be able to achieve and maintain the level specified in the standard; and
 - iii. the operation is only out of conformance with one standard.

6. Step Ratings

- a. Step-rating certification information (see Standards 9.8.1-9.8.3) must travel with pigs whenever they are being moved off of the operation. This includes pigs being transported from one operation to another, from an operation to a slaughter facility, from operation to a collection point, or from collection point to a slaughter facility.
- b. For pigs the following standards cover breeding stock and continue through finishing (i.e. breeding + the entire life of the animal). All locations except the slaughter facility must carry the same Step-rating, or the lowest Step-rating is applied to the marketed product. The slaughter facility must pass a review (see c. below), as there is no Step-rating option for slaughter facilities. As well, all operations need to be audited (i.e. all stages of production) prior to marketing product as Step-rated.
 - i. For example, 10 operations owned by different operators raise pigs marketed under a single name, and product is not segregated according to operation. Prior to marketing product as Step-rated, all 10 operations need to be audited (i.e. all stages of production). Of those 10 operations, seven operations are certified to Step 4, and three operations to Step 1. Because pigs in this system move to different operations and operations have different Step levels, all products from all 10 operations would have to be marketed as Step 1.
- c. Any slaughter facility being used by Step-rated operations where product will be marketed as Step-rated, must pass a desk-based review of their third party animal welfare audit rather than an on-site audit (See Section 10: Slaughter Requirements). A complete copy of the current third party animal welfare audit for all slaughter facilities used by the Operation or affiliated group must be provided to the GAP-accredited certifier to verify this Section. If

the operation is part of a group, the group may submit the slaughter facility's current third party animal welfare audit to the certifier for a review that would then cover all the farms in the group. The Slaughter Section only applies to entities that are marketing animals as Step-rated (e.g. finishing operations, producer group, co-operative, marketing entity).

- d. If the review of the slaughter facility's third party animal welfare audit finds that there are non-conformances with the GAP slaughter standards, the person responsible for determining where animals are slaughtered must be the point of contact with the slaughter facility to resolve this. For example, if an individual farmer decides where their Step-rated livestock are slaughtered, they must work with the facility to ensure any slaughter non-conformances are corrected. If, however, the individual farmer provides livestock to a producer group or marketing entity and has no part in the decision of which slaughter facility to use, then the producer group or marketing entity must work with the slaughter facility to resolve conformance issues.
- e. If an operation sets out to raise both Step-rated pigs and non-Step-rated pigs on the same site (e.g. a finishing operation that has multiple programs), this is defined as a split operation. This is different from having fall out animals on-site (see bullet 6 f. below). In order to qualify as a split operation, a strict segregation protocol must be in place and approved by the certifier prior to a 5-Step® certification decision being issued. The segregation protocol must include all of the following components (See GAP's Pilot Policy Manual v1.0, Section 6):
 - i. A written policy describing how Step-rated animals are segregated from non-Step rated animals; AND
 - ii. How they are be physically separated; OR
 - iii. How they are identified using a method that allows for instant visual identification (i.e. a colored tag where one color is used for program animals, and another color is used for non-program animals).
- f. If an operation has fall out animals (animals within the herd that were intended to be Step-rated but do not meet the requirements of the Standards and cannot be marketed as such), these animals must be noted on the certificate as ineligible (see Section 6. Certificates on identifying ineligible animals per GAP's Policy Manual v1.0). All fall out animals must be physically segregated or identified using a method that allows for instant visual identification.
- g. As outlined in the Pilot GAP Policy Manual v 1.0 (Section 6. Certificates), split operations will not be issued certification to the operation as a whole, rather certificates will specify the certified Step-rated portion of the split operation. Note that split operations will not be certified if the operation uses crates on the non-Step rated pigs.
- h. Cull breeding animals selected for slaughter can be marketed as Step-rated if they meet all the standards from birth to slaughter.

7. Additional Standards Documents

- a. As noted above, the 5-Step® Animal Welfare Rating Standards for Pigs v2.2 is accompanied by GAP's Pilot Policy Manual v1.0.
- b. As per bullet 2 a. each operation is required to complete 5-Step® Animal Welfare Rating Standards Pilot Program Application: Pigs each certification cycle.
- c. In addition pig operations that utilize collection points must, as per Standard 8.1.1, ensure that these are GAP Certified according to GAP's Animal Welfare Rating Standards for Pig Collection Points v1.0.
- d. Collection Points must also complete GAP's Collection Point Application for Pigs v2.2 each certification cycle.
- e. Pig operations that use transport companies with drivers and/or loading crews that do not hold a current third party pig transport quality assurance certificate must ensure that the transport company (or companies) they use complete a GAP Transport Personnel Responsibilities, Training and Procedures form. This document must be completed for each certification cycle. See also the information notes at the start of Section 7 – Transport.
- f. As per bullet 6 c. above, for entities that are marketing animals as Step-rated (e.g. finishing operations, producer groups, co-operatives or marketing entities) a complete copy of the current third party animal welfare audit for all slaughter facilities used by the Operation or affiliated group must be provided to the GAP-accredited certifier.

- g. Prior to labeling any product as Step-rated the marketing entity must ensure that they meet labeling regulations for the country in which they are selling.
- h. The use of the GAP label/logo must meet the requirements of GAP's Labeling Guide.
- i. Before retail-ready packaged products are labeled as Step-rated, operations must contact GAP's Labeled Products Authorization Program at lpa@globalanimalpartnership.org for details of the application and approval process.
- j. The documents listed above can be downloaded at www.globalanimalpartnership.org/the-5-step-program/our-standards/ or received by contacting your GAP-accredited certifier.

TABLE OF CONTENTS

1 ANIMAL SOURCE AND HEALTH		Flooring	24	8 COLLECTION POINTS/ASSEMBLY YARDS	
Source / Breed	11	Air Quality	24	Certification	37
Medication	12	Lighting	24	9 PLANS, PROTOCOLS, PROCEDURES,	
Treatment	12	Space Requirements for Market Pigs	25	TRAINING, RECORDS AND TRACEABILITY	
On-Farm Euthanasia	13	Space Requirements for Boars	27	Written Farm Plan	38
2 ANIMAL CARE AND MANAGEMENT		Space Requirements for Farrowing Sows	28	Biosecurity Procedures and Protocols	39
Daily Herd Management	16	Additional Provisions for Farrowing Sows	28	Alternative Power Supply	39
Body Condition	16	Space Requirements for Gestating Sows	29	Training	39
Handling	16	Environmental Enrichments	30	Other Commercial Animals	40
Castration and Spaying	17	5 OUTDOOR ACCESS AND PASTURE		Domestic Animals on the Operation	40
De-tusking and Trimming	17	Outdoor Space Requirements	31	General Records Requirement	40
Tail Docking	17	Pasture Conditions	31	Traceability and Chain of Custody	40
Teeth Clipping	18	Environmental Enrichments	31	10 SLAUGHTER REQUIREMENTS	
Nose Ringing	18	Housing Systems	32	General Requirements	42
Animal Identification	18	Outdoor and/or Pasture Access	32	Segregation and In-Facility Traceability	42
Group Management	19	Removal from Pasture Areas	32	Appendix I: Body Condition Scoring	43
Thermal Comfort	19	6 RODENT AND PREDATOR CONTROL		Appendix II: Lameness Scoring	44
Crates, Stalls and Tethers	19	Rodent Control	33	Appendix III: Lesion Scoring	45
Hazard Management	19	Predator Control	33	Appendix IV: Tail Lesion Scoring	47
Mortality	20	7 TRANSPORT		Appendix V: Air Quality Evaluation	48
Lameness	20	Water and Feed Withdrawal	34	GLOSSARY	49
Weaning Age	21	Condition of Pigs	34		
3 FEED AND WATER		Loading/Unloading	34		
Water Availability	22	Transport and Loading Equipment	34		
Feeding Requirements	22	Transport Personnel Responsibilities	35		
Feed Hygiene	22	Transport Duration	36		
Additives & Ingredients in Feed/Water	22	Transport Records	36		
4 HOUSING		Sale/Auction Barns	36		
Bedding	24				

1 ANIMAL SOURCE AND HEALTH

STANDARD		Step Level					
		1	2	3	4	5	5+
1.1 Source / Breed							
1.1.1	Operations must not use genetically modified or cloned pigs, their progeny, or semen.	•	•	•	•	•	•
1.1.2	Natural breeding and artificial insemination (AI) are the only breeding methods permitted.	•	•	•	•	•	•
1.1.3	Selection criteria for breeding stock must include the following traits: a. leg health; b. mothering ability; c. ability to sustain a lactation without losing excessive condition; d. litter size the sow can support.	•	•	•	•	•	•
	<p>📌 [1.1.3 a]: This standard will be evaluated in part by assessing lameness levels, mortality, body condition of sows, pre-weaning and post-weaning mortality. The operation will also be assessed at the herd level for instances of hernias and overall condition of breeding and market stock (see Standards 1.3.6; 2.2.1; 2.14.1-2.14.7; and 2.15.1-2.15.7).</p> <p>📌 [1.1.3 b]: GAP encourages selection of breeding stock from farms with similar management systems.</p>						
1.1.4	Breeding stock must be selected for hardiness in outdoor systems.			•	•	•	•
	📌 [1.1.4]: Hardiness in this standard is defined as breeds that can adapt to weather (such as heat, cold, wind and precipitation) and environmental conditions (such as dust, mud, and sunburn).						
1.1.5 🚫	Sourcing breeding stock or market animals from sale or auction barns is prohibited.	•	•	•	•	•	•
	<p>📌 [1.1.5 a]: Sourcing non-Step-rated breeding stock from sources other than sale or auction barns is permitted.</p> <p>📌 [1.1.5 b]: It is GAP's intention to require that purchased breeding stock also come from Step-rated operations in the future; however, it is recognized that imposing this requirement would be an impediment to securing appropriate genetics at this time.</p>						

STANDARD		Step Level					
		1	2	3	4	5	5+
1.2 Medication							
	Animals that are given antibiotics, ionophores, beta agonists, sulfa drugs and/or arsenic-based drugs are prohibited from being marketed as Step-rated.	•	•	•	•	•	•
1.2.1	<p>① [1.2.1 a]: This standard applies whether these products (or medications) are given therapeutically or sub-therapeutically.</p> <p>① [1.2.1 b]: See Standard 1.3.1 for prompt treatment of animals.</p> <p>① [1.2.1 c]: This standard applies to both breeding stock and market animals. Treated breeding stock may stay in the Program and potentially produce Step-rated offspring until the point of sale or slaughter but could not themselves be marketed as Step-rated.</p> <p>① [1.2.1 d]: Arsenic-based drugs include, but are not limited to 3-Nitro®, Roxarsone, Nitarsone, Arsanilic Acid, and Carbarsone.</p> <p>① [1.2.1 e]: Indirect treatment of a market animal does not trigger the prohibition on marketing as Step-rated noted in this standard. An example of indirect treatment is when a sow with suckling piglets is treated with antibiotics. Any potential transfer of antibiotics through the milk would be considered indirect treatment.</p>						
1.2.2	A protocol must be in place to identify and ensure that any animals given antibiotics, ionophores, beta agonists, sulfa drugs and/or arsenic-based drugs are not marketed as Step-rated.	•	•	•	•	•	•
1.2.3	Off-label / extra-label use of medication is prohibited unless prescribed by a veterinarian.	•	•	•	•	•	•
	<p>① [1.2.3 a]: Veterinarian prescription documentation may be acquired via email or fax.</p> <p>① [1.2.3 b]: Parasiticides and vaccines are not included in this standard.</p>						
1.2.4	This standard is not allocated for version 2.2. Please refer to Standard 1.2.3.	•	•	•	•	•	•
1.2.5	Expired medication is prohibited.	•	•	•	•	•	•
1.3 Treatment							
1.3.1	Sick or injured pigs must be promptly treated within 24 hours or euthanized according to Standards 1.4.1 to 1.4.9.	•	•	•	•	•	•
	<p>① [1.3.1 a]: Lame animals fall under the category of sick or injured – see also Standard 2.15.1.</p> <p>① [1.3.1 b]: Treatment can include herbal or homeopathic remedies when these have been shown to be effective.</p>						
1.3.2	Records must be kept of any treatment (medication, vaccinations, probiotics etc.) to any individual animal or group of animals, including: <ul style="list-style-type: none"> a. individual animal or group identification (see Standard 1.2.2); b. any substance administered; c. date and method of administration. 	•	•	•	•	•	•
1.3.3	Veterinarian-prescribed treatments must be administered according to veterinarian guidance.	•	•	•	•	•	•
1.3.4	Pigs with a body condition score (BCS) less than (<) 2 must have a feeding plan in place to bring them back into condition (BCS > 2) or euthanized according to Standards 1.4.1 to 1.4.9.	•	•	•	•	•	•
	① [1.3.4]: See Appendix I for body condition scoring.						

STANDARD		Step Level					
		1	2	3	4	5	5+
1.3 Treatment Continued							
1.3.5	Any area designated for sick or injured animals, such as a hospital pen or designated area within an existing pen, must meet the space requirements and housing conditions detailed in the HOUSING section.	•	•	•	•	•	•
	<p>📌 [1.3.5 a]: Sick and/or injured pigs may be segregated from healthy animals when necessary, but it is not required if it is in the best interest of the animal to keep it within its original group.</p> <p>📌 [1.3.5 b]: See Standard 2.10.1 for reintroduction of animals to the group</p>						
1.3.6📌	Any sick and/or injured animals, including lame animals and animals with hernias larger than a grapefruit (no more than 12 inches/30cm in circumference or 4 inches/10cm in diameter), must not be shipped off-farm as an alternative to treatment. Animals must be treated and have recovered prior to shipping off-farm, or if recovery does not seem likely, then the animal must be promptly euthanized per Standard 1.4.1 to 1.4.9.	•	•	•	•	•	•
	📌 [1.3.6]: See Appendix II for lameness scoring.						
1.3.7	Operations must have an internal and external parasite control program that can be implemented if parasites are impacting animal health and welfare.	•	•	•	•	•	•
1.3.8	Use of organophosphates, or any product containing organophosphates, is prohibited.	•	•	•	•	•	•
	📌 [1.3.8]: Organophosphates include wormers such as Atgard as well as malathion or lindane sprays for mange and lice. Acceptable alternatives include amitraz (Taktic) or permethrin (Atroban) as sprays for mange or lice and avermectins such as Ivomec for worms.						
1.4 On-Farm Euthanasia							
1.4.1	All on-farm euthanasia must be performed by a veterinarian or other trained person(s).	•	•	•	•	•	•
	📌 [1.4.1]: Producers will not be required to demonstrate the ability to euthanize an animal in order to show compliance with this standard.						
1.4.2📌	Any animal needing to be euthanized must be euthanized the same day.	•	•	•	•	•	•
1.4.3	Person(s) conducting euthanasia must attempt to minimize animal distress. If it is necessary to relocate an animal to conduct euthanasia, only ambulatory animals, where movement would not cause distress, discomfort or pain may be relocated.	•	•	•	•	•	•
	📌 [1.4.3]: Non-ambulatory animals must not be dragged (see Standard 2.3.3). However, the animal may be moved onto a conveyance such as a tarp, sled, or cart and that conveyance may be dragged or moved.						
1.4.4📌	Euthanasia technique(s) must cause rapid insensibility and be immediately followed by death.	•	•	•	•	•	•
	📌 [1.4.4]: The operation must be able to articulate to the auditor the visual indicators of death, and the physical parameters that confirm this.						
1.4.5	The person performing euthanasia must remain with the animal(s) until death is confirmed.	•	•	•	•	•	•
1.4.6	Each operation must keep herd records of all culls, and the reason for culling.	•	•	•	•	•	•



STANDARD		Step Level																																									
		1	2	3	4	5	5+																																				
1.4 On-Farm Euthanasia <i>Continued</i>																																											
1.4.7	Following death, all euthanized pigs must be removed from housing and/or outdoor areas either immediately; or in the case of a larger animal where equipment is required to move the carcass, no later than the end of the day.	•	•	•	•	•	•																																				
	<p>①[1.4.7]: It is the responsibility of the operation to dispose of dead animals according to local, state, provincial, territorial, and/or federal or national regulations. Removal can include burial, or composting in a designated area that will not put other livestock (such as piglets or weaker animals) at risk from transmission of diseases and predation.</p>																																										
1.4.8	Methods of euthanasia are listed below, where YES indicates an acceptable method and NO indicates an unacceptable method. Pigs must be appropriately restrained as necessary to ensure the euthanasia method can be properly and safely administered.																																										
	<table border="1"> <thead> <tr> <th>Method</th> <th>Piglet: up to and including 12 lbs (5.5 kg)</th> <th>Nursery Pig: 13 - 70 lbs (6 kg- 32 kg)</th> <th>Grower Pig: 71 - 150 lbs (32 - 68 kg)</th> <th>Finisher Pigs: greater than 151 lbs (> 68 kg)</th> <th>Mature animals: sows, replacement gilts, boars, & teaser boars</th> </tr> </thead> <tbody> <tr> <td>Gunshot**</td> <td>Yes**</td> <td>Yes</td> <td>Yes</td> <td>Yes</td> <td>Yes</td> </tr> <tr> <td>Penetrating Captive Bolt</td> <td>No</td> <td>Yes</td> <td>Yes</td> <td>Yes</td> <td>Yes</td> </tr> <tr> <td>Veterinarian Administered Anesthetic Overdose</td> <td>Yes</td> <td>Yes</td> <td>Yes</td> <td>Yes</td> <td>Yes</td> </tr> <tr> <td>Blunt Force Trauma*</td> <td>Yes*</td> <td>No</td> <td>No</td> <td>No</td> <td>No</td> </tr> <tr> <td>Non-Penetrating Captive Bolt¹</td> <td>Yes</td> <td>No</td> <td>No</td> <td>No</td> <td>No</td> </tr> </tbody> </table>	Method	Piglet: up to and including 12 lbs (5.5 kg)	Nursery Pig: 13 - 70 lbs (6 kg- 32 kg)	Grower Pig: 71 - 150 lbs (32 - 68 kg)	Finisher Pigs: greater than 151 lbs (> 68 kg)	Mature animals: sows, replacement gilts, boars, & teaser boars	Gunshot**	Yes**	Yes	Yes	Yes	Yes	Penetrating Captive Bolt	No	Yes	Yes	Yes	Yes	Veterinarian Administered Anesthetic Overdose	Yes	Yes	Yes	Yes	Yes	Blunt Force Trauma*	Yes*	No	No	No	No	Non-Penetrating Captive Bolt ¹	Yes	No	No	No	No						
	Method	Piglet: up to and including 12 lbs (5.5 kg)	Nursery Pig: 13 - 70 lbs (6 kg- 32 kg)	Grower Pig: 71 - 150 lbs (32 - 68 kg)	Finisher Pigs: greater than 151 lbs (> 68 kg)	Mature animals: sows, replacement gilts, boars, & teaser boars																																					
	Gunshot**	Yes**	Yes	Yes	Yes	Yes																																					
	Penetrating Captive Bolt	No	Yes	Yes	Yes	Yes																																					
	Veterinarian Administered Anesthetic Overdose	Yes	Yes	Yes	Yes	Yes																																					
	Blunt Force Trauma*	Yes*	No	No	No	No																																					
Non-Penetrating Captive Bolt ¹	Yes	No	No	No	No																																						
	With gunshot, penetrating captive bolt, and blunt force trauma, fatigue can be an issue with caretakers, so GAP encourages appropriate staffing and training.																																										
	* Blunt Force Trauma is only an approved method until Oct 20, 2016, after which it is prohibited.																																										
	** Gunshot is only an approved method for piglets under 12lbs until Oct 20, 2017, after which it is prohibited.																																										
	¹ only permitted if used to the manufacturer’s specifications																																										
	Source: Adapted from On-Farm Euthanasia of Swine: Recommendations for the Producer (Pork Checkoff 2008) and Improving Animal Welfare: A Practical Approach (Grandin 2010)																																										
	<p>①[1.4.8 a]: If an operation plans to use a method of euthanasia not listed above, written approval from Global Animal Partnership must be received prior to use in order to meet this standard.</p> <p>①[1.4.8 b]: This Standard was amended in version 2.1 to outline a phase-out period for blunt force trauma.</p> <p>①[1.4.8 c]: This Standard has been amended in version 2.2 to permit the use of Gunshot as an approved method for euthanasia of piglets under 12 lbs for 1-year to assist with the transition away from the use of blunt force trauma as a euthanasia method for piglets.</p>																																										

STANDARD		Step Level					
		1	2	3	4	5	5+
1.4 On-Farm Euthanasia <i>Continued</i>							
1.4.9	Euthanasia equipment must be maintained according to manufacturer's specifications.	•	•	•	•	•	•

2 ANIMAL CARE AND MANAGEMENT


STANDARD		Step Level					
		1	2	3	4	5	5+
2.1 Daily Herd Management							
2.1.1	Pigs must be observed and monitored at least twice daily.	•	•	•	•	•	•
2.1.2	Any dead pigs observed during daily monitoring must be removed from housing and/or outdoor areas either immediately; or in the case of a larger animal where equipment is required to move the carcass, no later than the end of the day.	•	•	•	•	•	•
	①[2.1.2]: <i>It is the responsibility of the operation to dispose of dead animals according to local, state, provincial, territorial, and/or federal or national regulations. Removal can include burial, or composting in a designated area that will not put other livestock (such as piglets or weaker animals) at risk of disease transmission or predation.</i>						
2.2 Body Condition							
① See Appendix I for body condition scoring scale.							
2.2.1	All pigs must have an overall body condition score (BCS) of 2 or higher.	•	•	•	•	•	•
	①[2.2.1]: <i>See Standard 1.3.4 for details on animals that fall below BCS 2.</i>						
2.3 Handling							
2.3.1 ⁺	Pigs must not be mistreated. Mistreatment includes, but is not limited to rough physical contact, throwing, kicking, hitting, and dragging by any part of their body.	•	•	•	•	•	•
2.3.2	Pigs must always be handled calmly.	•	•	•	•	•	•
2.3.3 ⁺	Dragging of non-ambulatory animals is prohibited.	•	•	•	•	•	•
2.3.4 ^M	The use of electric prods is prohibited.	•	•	•	•	•	•
	①[2.3.4]: <i>Electric prods may only be used if there is an imminent risk of injury to the animal or handler. The prod must not be routinely carried by the handler. If it is necessary, only the muscles of the pig's hindquarters are permitted to be touched with the prod.</i>						
2.3.5	Only low stress handling aids may be used when moving pigs (such as nylon flags, sorting boards, rattle/shaker paddles).	•	•	•	•	•	•
2.3.6	Pigs must not be restrained for longer than the time necessary to complete a treatment or routine procedure.	•	•	•	•	•	•
	①[2.3.6]: <i>Restraint methods can include using a chute or partitioning the individual off using a barrier (such as a gate) but nose-snaring (per the manufacturer's instructions) should only be used as a last resort. Sows can be restrained while handling their piglets if there is a perceived risk to animal caretakers; however, this does not include restraint during farrowing.</i>						

STANDARD		Step Level					
		1	2	3	4	5	5+
2.4 Castration and Spaying							
① <i>Castration is known to cause pain and discomfort, and operations are strongly encouraged to administer, at a minimum, local anesthetic and post-operative analgesia.</i>							
2.4.1	Ⓜ	If piglets are to be castrated, the procedure must be completed on or before 10 days of age.	•	•	•	•	
		① [2.4.1]: <i>Castration age is calculated from the farrowing date of the individual sow. For sows farrowed or processed in groups, castration for all the male piglets in the group must occur on or before 10 days of age.</i>					
2.4.2		Castration of pigs is prohibited.				•	•
		① [2.4.2]: <i>Managing intact males is likely more challenging than raising castrated pigs. GAP understands that aggression and boar taint may become an issue with intact males, therefore marketing them at a younger age/lower weight is recommended.</i>					
2.4.3		Piglets must only be castrated using a sharp, clean instrument.	•	•	•	•	
		① [2.4.3]: <i>Acceptable castration instruments include: a scalpel, razor blade, or surgical scissors.</i>					
2.4.4	Ⓜ	Castration of piglets using side cutters, or other instruments not designed to cut soft tissue, are prohibited.	•	•	•	•	
2.4.5		Spaying of gilts is prohibited.	•	•	•	•	•
2.5 De-tusking and Trimming							
2.5.1	Ⓜ	De-tusking (the removal of either the upper and/or lower tusks) of boars is prohibited.	•	•	•	•	•
		① [2.5.1]: <i>Tusks may be trimmed to prevent the tusks from growing into the head of the animal, or if there is concern of risk to handlers or other animals.</i>					
2.5.2		If it is necessary to trim tusks, they must be trimmed to avoid cutting into the sensitive pulp chamber of the tusk.	•	•	•	•	•
		① [2.5.2]: <i>Research shows that leaving at least 2 cm (0.78 in) of the tusk above the gum line should avoid cutting into the pulp chamber. A dehorning wire to saw through the tusks is recommended. (Source: Bovey et al., FACT #1. CCSAW Facts: An Examination into the Innervation and Condition of Mature Boar Tusks at Slaughter. The Campbell Centre for the Study of Animal Welfare.)</i>					
2.5.3		The use of bolt cutters or other chopping devices to trim tusks is prohibited.	•	•	•	•	•
		① [2.5.3]: <i>Research shows that these devices greatly increase the risk of tooth splintering. (Source: Bovey et al., FACT #1. CCSAW Facts: An Examination into the Innervation and Condition of Mature Boar Tusks at Slaughter. The Campbell Centre for the Study of Animal Welfare.)</i>					
2.6 Tail Docking							
2.6.1	Ⓜ	Tail docking, including removing the tip of the tail, is prohibited.	•	•	•	•	•
		① [2.6.1]: <i>In instances where breeding stock are purchased, those animals will not be held to this requirement as it is not a current requirement to buy Step-rated breeding stock (see Standard 1.1.5).</i>					

STANDARD		Step Level					
		1	2	3	4	5	5+
2.6 Tail Docking <i>Continued</i>							
2.6.2	Any incidence of tail biting must be promptly addressed, managed and recorded. A written intervention plan must address, at a minimum, the number of animals affected, potential causes of the outbreak and actions taken to resolve the issue. Any management protocol that requires actions that are not in compliance with Standard 2.6.1 must be agreed with your certifier prior to being carried out.	•	•	•	•	•	•
2.7 Teeth Clipping							
2.7.1 	Teeth clipping piglets is prohibited.	•	•	•	•	•	•
2.7.2	Routine grinding or filing of teeth is prohibited.	•	•	•	•	•	•
2.7.3	If a litter of piglets is damaging each other and/or the sow's udder, their milk/eye teeth may be modified through grinding or filing. A record of any modification to piglet teeth must be kept including the date of the procedure, age of the animals, and number of animals affected.	•	•	•	•		
2.8 Nose Ringing							
2.8.1	Nose ringing of market animals is prohibited.	•	•	•	•	•	•
2.8.2	Disk rings for sows are prohibited.	•	•	•	•		
2.8.3	Nose ringing is prohibited.					•	•
2.8.4	In areas where the soil structure is easily damaged and breeding stock are given access to pasture, one septum ring per sow is permitted.	•	•	•	•		
2.8.5	Any sows that lose their nose rings cannot have new nose rings inserted.	•	•	•	•		
2.9 Animal Identification							
2.9.1	Breeding animals (sows, replacement gilts, boars) must be uniquely identified.	•	•	•	•	•	•
	 [2.9.1]: <i>Unique identification is defined as the ability for a GAP auditor to easily identify between different breeding animals. For example, ear tags, RFID, EID, or photo IDs (of unique markings/coloration) are acceptable forms of identification. Ear notching of breeding animals at Steps 1-4 is acceptable (see Standard 2.9.4 and 2.9.5) – while GAP prefers the use of ear tagging for animal identification over ear notching it is recognized that notching is often used as a way to identify breeding stock.</i>						
2.9.2	No more than two ear tags per animal are allowed; one in each ear.	•	•	•	•	•	•
	 [2.9.2]: <i>RFID tags, EID tags, ESF tags, and metal clip tags are not considered ear tags for this standard, and are permitted in addition to other ear tags.</i>						
2.9.3	Slap marking and tattooing are acceptable methods of identification for market animals.	•	•	•	•	•	•
2.9.4	If pigs are ear notched, it must be conducted before 10 days of age.	•	•	•	•		
2.9.5	If pigs are ear notched, the equipment used must be designed to notch ears. Knives or other tools are not permitted for this procedure.	•	•	•	•		
2.9.6	Ear notching of any pig is prohibited.					•	•





STANDARD		Step Level					
		1	2	3	4	5	5+
2.10 Group Management							
2.10.1	Pigs must be managed to minimize aggressive behavior. This includes aggression caused by mixing of unfamiliar animals, reintroduction of animals, and competition for resources. <i>📌 [2.10.1]: This standard will be evaluated on-farm using the lesion and tail scoring systems found in Appendices III and IV, as well as looking for ear biting and flank biting.</i>	•	•	•	•	•	•
2.11 Thermal Comfort							
2.11.1 <i>🚫</i>	Thermal comfort must be maintained for pigs at all times through management and/or the provision of supplemental heat and/or cooling.	•	•	•	•	•	•
2.11.2	Shade must be provided in all outdoor and/or pasture areas. <i>📌 [2.11.2]: Shade can be provided through natural or artificial means, such as trees, shade cloth, and housing structures (such as A-frames, huts, barns and hoop barns).</i>			•	•	•	•
2.11.3 <i>🚫</i>	Pigs with access to outdoor areas must have access to wallows, showers, or sprinklers when the temperature meets or exceeds 70°F (21°C).			•			
2.11.4	Pigs with access to pasture must have continuous access to wallows when the temperature meets or exceeds 70°F (21°C). Wallows can be dug by pigs or by operation employees.				•	•	•
2.12 Crates, Stalls and Tethers							
2.12.1 <i>🚫</i>	Farrowing crates are prohibited. <i>📌 [2.12.1]: As outlined in the Pilot GAP Policy Manual v 1.0 (Section 6.Certificates), split operations will not be certified if the operation uses crates on the non-Step rated pigs.</i>	•	•	•	•	•	•
2.12.2 <i>🚫</i>	Gestation stalls are prohibited.	•	•	•	•	•	•
2.12.3 <i>🚫</i>	Tethering of pigs is prohibited.	•	•	•	•	•	•
2.12.4	Feeding stalls, including electronic sow feeding stations, are permitted providing that animals are only confined during the time taken to consume the allotted ration. <i>📌 [2.12.4]: This includes the use of solar powered feeding stations.</i>	•	•	•	•	•	•
2.12.5	Sows or gilts may be restrained in stalls for no more than 4 hours to perform artificial insemination or confirm pregnancy.	•	•	•	•	•	•
2.13 Hazard Management							
2.13.1	Equipment, fittings, fences, openings and protrusions must not injure pigs.	•	•	•	•	•	•
2.13.2	Pigs must not come into contact with any potentially toxic substances, such as those used for maintenance, sanitation, cleaning, and/or pest control.	•	•	•	•	•	•

STANDARD		Step Level					
		1	2	3	4	5	5+
2.14 Mortality							
① <i>Mortality includes animals that have died. It does not include animals that are culled.</i>							
2.14.1	Each operation must keep herd records of mortality, and the reason if known.	•	•	•	•	•	•
2.14.2	Pre-weaning mortality, excluding stillborns, must not exceed a herd average of 15% per certification cycle.	•	•	•	•	•	•
2.14.3	In farrow to finish systems, post-weaning mortality must not exceed a herd average of 4% per certification cycle.	•	•	•	•	•	•
2.14.4	In nursery systems, mortality must not exceed a herd average of 2% per certification cycle.	•	•	•	•	•	•
2.14.5	In finishing systems, mortality must not exceed a herd average of 2% per certification cycle.	•	•	•	•	•	•
2.14.6	Mortality of the breeding herd must not exceed a herd average of 3% per certification cycle.	•	•	•	•	•	•
2.14.7	If mortality levels exceed the Step-differentiation percentages above, a working plan to reduce mortality must be documented and implemented.	•	•	•	•	•	•
2.15 Lameness							
① <i>See Appendix II for lameness scoring.</i>							
2.15.1	During daily herd inspections and pen walk throughs, any pigs seen exhibiting lameness must receive appropriate care and treatment, and a record kept.	•	•	•	•	•	•
	① [2.15.1 a]: <i>Lameness is the inability to use one or more limbs in a normal manner. Lameness can be caused by many things including dietary deficiencies, trauma, and/or disease. Appendix II details what to look for to determine lameness and how to measure it in breeding and market animal herds.</i>						
	① [2.15.1 b]: <i>See Standard 1.3.1-1.3.6 for further details on care of sick animals.</i>						
2.15.2 ^M	Lameness levels must not exceed a herd average of 5%.	•					
	① [2.15.2]: <i>Records will be reviewed and animals will be assessed on farm by the auditor.</i>						
2.15.3	Lameness levels must not exceed a herd average of 4%.		•				
	① [2.15.3]: <i>Records will be reviewed and animals will be assessed on farm by the auditor.</i>						
2.15.4	Lameness levels must not exceed a herd average of 3%.			•			
	① [2.15.4]: <i>Records will be reviewed and animals will be assessed on farm by the auditor.</i>						
2.15.5	Lameness levels must not exceed a herd average of 2%.				•		
	① [2.15.5]: <i>Records will be reviewed and animals will be assessed on farm by the auditor.</i>						
2.15.6	Lameness levels must not exceed a herd average of 1%.					•	•
	① [2.15.6]: <i>Records will be reviewed and animals will be assessed on farm by the auditor.</i>						
2.15.7	If the incidence of lameness exceeds the Step-differentiation percentages above, a working plan to reduce incidence levels must be documented and implemented. The plan must address, at a minimum, identification of cause of lameness and actions taken to correct the occurrence.	•	•	•	•	•	•

STANDARD		Step Level					
		1	2	3	4	5	5+
2.16 Weaning Age							
① <i>Weaning age is calculated from the farrowing date of the individual sow. For sows farrowed in groups (i.e. more than one sow in a pen), no piglets can be weaned younger than the minimum age set below.</i>							
2.16.1	Operations with farrowing sows must keep individual sow farrowing records. Records must include farrowing date, number of piglets born live, and weaning date.	•	•	•	•	•	•
2.16.2 	Minimum weaning age of piglets is 28 days.	•					
2.16.3	Minimum weaning age of piglets is 35 days.		•				
2.16.4	Minimum weaning age of piglets is 42 days.			•	•		
2.16.5	Minimum weaning age of piglets is 56 days.					•	•
2.16.6	Early weaning cannot be routinely practiced. However, if the welfare of the sow and/or her litter is in jeopardy, piglets may be weaned earlier than the above Step-differentiation level. All incidences of early weaning must be recorded and include sow ID, number of piglets affected, age of piglets at time of early weaning, and reason for early weaning.	•	•	•	•	•	•

3 FEED AND WATER

STANDARD		Step Level					
		1	2	3	4	5	5+
3.1 Water Availability							
3.1.1	All pigs must have continuous access to drinking water.	•	•	•	•	•	•
3.1.2	In systems utilizing wet-dry feeding systems, each pen must have at least one (1) additional drinker available to the pigs.	•	•	•	•	•	•
3.1.3	Drinkers must be checked daily and any debris cleaned out.	•	•	•	•	•	•
3.2 Feeding Requirements							
3.2.1	All pigs, regardless of stage of production, must be fed daily.	•	•	•	•	•	•
3.2.2	Each operation must keep up-to-date feed ration ingredient lists, or tags, including mineral/vitamin mixes whether using purchased or home mixed feed. Lists and tags need to be made available to the auditor.	•	•	•	•	•	•
3.2.3	The feed ration, regardless of stage of production, must meet nutritional requirements. <i>①[3.2.3]: Compliance with this standard will be assessed on-site using the body condition score in Appendix I for adult animals, and overall herd uniformity and condition for market animals.</i>	•	•	•	•	•	•
3.2.4	All piglets must be provided concentrate feed by 21 days of age. <i>①[3.2.4]: Feed can be creep feed or sow feed.</i>	•	•	•	•	•	•
3.2.5	All market pigs must have ad-libitum access to feed during daylight hours.	•	•	•	•	•	•
3.2.6	Transition from one feed ration to another must be managed to minimize digestive upset to pigs.	•	•	•	•	•	•
3.2.7	Feeders and/or feeding system(s) must be designed, distributed, and/or provide enough space to allow pigs to eat their allotted ration.	•	•	•	•	•	•
3.2.8	All pigs, except unweaned piglets, must be provided with edible forage on a daily basis. Forage must be presented so that all pigs have easy access to it. <i>①[3.2.8]: Examples of edible forage include straw, hay, crop stubble, pasture, root vegetables, silage, baylage, haylage, and corn stalks.</i>	•	•	•	•	•	•
3.3 Feed Hygiene							
3.3.1	Feed in storage bins and feeders or feed offered on the ground, must not be moldy or mildewed, contaminated by rodents, or otherwise compromised in quality. <i>①[3.3.1]: To minimize contamination from rodents and wildlife and to protect feed integrity, it is recommended that any feed storage and feeder have a closed top and any spillage be removed immediately.</i>	•	•	•	•	•	•
3.3.2	Feeders must be clean and free of debris.	•	•	•	•	•	•
3.4 Additives or Ingredients in Feed or Water							
3.4.1	Mammalian by-products are prohibited. <i>①[3.4.1]: By-products include animal waste and products derived from slaughter/harvest process including meat, bone, blood and fat.</i>	•	•	•	•	•	•

STANDARD		Step Level					
		1	2	3	4	5	5+
3.4 Additives or Ingredients in Feed or Water <i>Continued</i>							
3.4.2 	Avian by-products are prohibited.	•	•	•	•	•	•
	 [3.4.2] : <i>By-products include animal waste and products derived from slaughter/harvest process including meat, bone, blood, fat and feather.</i>						
3.4.3 	Fish and fish by-products are prohibited.	•	•	•	•	•	•
	 [3.4.3] : <i>This includes whole fish, parts of fish, fish meal, fish by-products from the processing industry and other aquatic species and/or products (does not include seaweed or oyster shell) that are ingested by pigs.</i>						

4 HOUSING

STANDARD		Step Level					
		1	2	3	4	5	5+
4.1 Bedding							
4.1.1	All pig housing (including indoor pens, hoop barns, outdoor shelters, huts, A-frames, Smidley huts, boar pens, farrowing pens and farrowing huts) must have bedding.	•	•	•	•	•	•
	<p>①[4.1.1 a]: Bedding is provided for comfort, thermal protection, and to aid in maintaining pig and pen cleanliness. Acceptable bedding materials include sawdust, wood shavings, wood chips, rice hulls, long or chopped straw, alfalfa pellets, and corn stalks. Rubber mats are not considered bedding, and therefore don't meet the standard if used on their own.</p> <p>①[4.1.1 b]: For pasture based systems, if the temperature exceeds 70°F and there is at least 50% vegetative cover in occupied pens, bedding is not required for pigs except for farrowing sows.</p>						
	Bedding must be maintained daily to ensure the base of the pen (excluding the 25% permitted slatted area, or excluding dunging and feeding areas in solid flooring systems) is covered and provides a dry place for all pigs to lie.	•	•	•	•	•	•
4.2 Flooring							
4.2.1	In any pen, including farrowing pens, slatted floors must not exceed 25% of the total floor area available to the animals.	•	•	•	•		
	①[4.2.1]: Slatted floors are defined as any type of flooring that has one or more open space(s) to allow drainage of urine and feces.						
4.3 Air Quality							
①See Appendix V for standardized sensory evaluation protocol for assessing air quality.							
4.3.1	Air quality must be assessed daily during herd monitoring (per Standard 2.1.1):						
	<ul style="list-style-type: none"> a. using calibrated meters, ammonia test strips <u>or</u> sensory evaluation at the animal level; b. a record must be kept of each assessment. 	•	•	•	•		
①[4.3.1]: At Step 4, air quality assessments only need to be conducted when pigs are removed from pasture and temporarily housed. See also Standard 5.6.1.							
4.3.2	Air quality levels must not exceed the following levels:						
	<ul style="list-style-type: none"> a. 10 mg per cubic meter of dust; b. 20 ppm ammonia; OR c. score 2 on the air quality scale in Appendix V. 	•	•	•	•		
4.3.3	If air quality exceeds these levels, and/or is found to be aversive using sensory evaluation, a working plan designed to improve air quality must be documented and implemented immediately.	•	•	•	•		
4.4 Lighting							
4.4.1	Light intensity in housing during daylight hours must be a minimum of 50 lux (5 foot candles).	•	•	•	•		
4.4.2	Pigs must be provided with a minimum period of 8 hours of continuous darkness within a 24-hour period.	•	•	•	•	•	•
	①[4.4.2]: Pigs in 100% outdoor systems, that do not use artificial lighting, meet this lighting schedule requirement.						


STANDARD		Step Level					
		1	2	3	4	5	5+
4.5 Space Requirements For Market Pigs ⓘ Development gilts are included under the market pig category. ⓘ The space requirements below pertain to any type of housing or shelter that pigs may be kept in permanently or temporarily. ⓘ Not all of the standards in this Section apply to Steps 5 and 5+ as pigs at these Step levels are only removed from pasture for short periods of time in extreme weather. ⓘ Given the diversity of rearing systems used globally, GAP uses the term 'shelter' to include both artificial (e.g. housing, huts etc.) or natural (e.g. trees, shrubs etc.) as long as thermal comfort of the pig(s) can be maintained.							
4.5.1	When housed, each group of pigs must have separate lying, exercise, feeding and dunging areas. The lying area must be bedded and under shelter. ⓘ[4.5.1]: For pasture based systems, if the temperature exceeds 70°F and there is at least 50% vegetative cover in occupied pens, bedding is not required for pigs except for farrowing sows.	•	•	•	•	•	•
For nursery pigs up to 35 lb (15 kg):							
4.5.2 ⓘ	The minimum space allowance is 4.5 ft ² (0.42 m ²) per pig. At least 3.5 ft ² (0.33 m ²) of this area must be bedded and under shelter; the remaining space may be indoors, or outdoors, and does not need to be bedded.	•	•				
4.5.3	The minimum space allowance is 4.5 ft ² (0.42 m ²) per pig. At least 3.5 ft ² (0.33 m ²) of this area must be bedded and under shelter; the remaining space must be outdoors, and does not need to be bedded.			•			
4.5.4	The minimum lying space is at least 3.5 ft ² (0.33 m ²) per pig. This area must be bedded and under shelter. This standard applies whether pigs are on pasture or have been removed from pasture (see Standards 4.5.5, 5.6.1 to 5.6.2 for further details). ⓘ[4.5.4]: There is no minimum exercise, feeding and dunging space requirement for pigs on pasture but operations must provide sufficient space such that the conditions in Section 5.2 can be met. The actual area per pig that is required to meet the requirements of Section 5.2 will depend on the region and/or climate where the pigs are kept.				•	•	•
4.5.5	This standard applies in the event that pigs need to be removed from pasture (see Standards 5.6.1 to 5.6.2 for further details). There must be at least 1 ft ² (0.09 m ²) per pig outdoor exercise, feeding and dunging area.				•		

STANDARD		Step Level					
		1	2	3	4	5	5+
4.5 Space Requirements For Market Pigs <i>Continued</i>							
For nursery pigs between 36 lb (16 kg) and 55 lb (25 kg)							
4.5.6 ^M	The minimum space allowance is 6 ft ² (0.56 m ²) per pig. At least 4.5 ft ² (0.42 m ²) of this area must be bedded and under shelter; the remaining space may be indoors, or outdoors, and does not need to be bedded.	•	•				
4.5.7	The minimum space allowance is 6 ft ² (0.56 m ²) per pig. At least 4.5 ft ² (0.42 m ²) of this area must be bedded and under shelter; the remaining space must be outdoors, and does not need to be bedded.			•			
4.5.8	The minimum lying space is at least 4.5 ft ² (0.42 m ²) per pig. This area must be bedded and under shelter. This standard applies whether pigs are on pasture or have been removed from pasture (see Standards 4.5.9, 5.6.1 to 5.6.2 for further details). ⓘ[4.5.8]: <i>There is no minimum exercise, feeding and dunging space requirement for pigs on pasture but operations must provide sufficient space such that the conditions in Section 5.2 can be met. The actual area per pig that is required to meet the requirements of Section 5.2 will depend on the region and/or climate where the pigs are kept.</i>				•	•	•
4.5.9	This standard applies in the event that pigs need to be removed from pasture (see Standards 5.6.1 to 5.6.2 for further details). There must be at least 1.5 ft ² (0.14 m ²) per pig outdoor exercise, feeding and dunging area.				•		
For market pigs between 56 lb (26 kg) and 112 lb (50 kg):							
4.5.10 ^M	The minimum space allowance is 7 ft ² (0.65 m ²) per pig. At least 5.25 ft ² (0.49 m ²) of this area must be bedded and under shelter; the remaining space may be indoors, or outdoors, and does not need to be bedded.	•	•				
4.5.11	The minimum space allowance is 7 ft ² (0.65 m ²) per pig. At least 5.25 ft ² (0.49 m ²) of this area must be bedded and under shelter; the remaining space must be outdoors, and does not need to be bedded.			•			
4.5.12	The minimum lying space is at least 5.25 ft ² (0.49 m ²) per pig. This area must be bedded and under shelter. This standard applies whether pigs are on pasture or have been removed from pasture (see Standards 4.5.13, 5.6.1 to 5.6.2 for further details). ⓘ[4.5.12]: <i>There is no minimum exercise, feeding and dunging space requirement for pigs on pasture but operations must provide sufficient space such that the conditions in Section 5.2 can be met. The actual area per pig that is required to meet the requirements of Section 5.2 will depend on the region and/or climate where the pigs are kept.</i>				•	•	•
4.5.13	This standard applies in the event that pigs need to be removed from pasture (see Standards 5.6.1 to 5.6.2 for further details). There must be at least 1.75 ft ² (0.16 m ²) per pig outdoor exercise, feeding and dunging area.				•		

STANDARD		Step Level					
		1	2	3	4	5	5+
4.5 Space Requirements For Market Pigs <i>Continued</i>							
For market pigs larger than 112 lb (50 kg):							
4.5.14 ^M	The minimum space allowance is 10 ft ² (0.93 m ²) per pig. At least 7.5 ft ² (0.70 m ²) of this must be bedded and under shelter, the remaining space may be indoors, or outdoors and does not need to be bedded.	•					
4.5.15	The minimum space allowance is 12 ft ² (1.10 m ²) per pig. At least 9 ft ² (0.84 m ²) of this must be bedded and under shelter, the remaining space may be indoors, or outdoors and does not need to be bedded.		•				
4.5.16	The minimum space allowance is 18 ft ² (1.70 m ²) per pig. At least 9 ft ² (0.84 m ²) of this must be bedded and under shelter with an additional 6 ft ² (0.56 m ²) provided outdoors. The remaining space may be indoors, or outdoors and does not need to be bedded.			•			
4.5.17	The minimum lying space is at least 9 ft ² (0.84 m ²) per pig. This area must be bedded and under shelter. This standard applies whether pigs are on pasture or have been removed from pasture (see Standards 4.5.18, 5.6.1 to 5.6.2 for further details). ⓘ[4.5.17]: <i>There is no minimum exercise, feeding and dunging space requirement for pigs on pasture but operations must provide sufficient space such that the conditions in Section 5.2 can be met. The actual area per pig that is required to meet the requirements of Section 5.2 will depend on the region and/or climate where the pigs are kept.</i>				•	•	•
4.5.18	This standard applies in the event that pigs need to be removed from pasture (see Standards 5.6.1 to 5.6.2 for further details). The minimum additional space for each pig for exercise, dunging and feeding is 9 ft ² (0.84 m ²) of which a minimum of 6 ft ² (0.56m ²) must be outdoors, and need not be bedded. The remaining 3 ft ² (0.28m ²) may be indoors, or outdoors and does not need to be bedded.				•		
4.6 Space Requirements For Boars							
4.6.1 ^M	The minimum space allowance for boars (weighing less than 350 lb or 159 kg) is 48 ft ² (4.50 m ²) per boar. ⓘ[4.6.1]: <i>This space allowance includes the entire pen, including lying, exercise, feeding and dunging areas.</i>	•	•	•	•	•	•
4.6.2 ^M	The minimum space allowance for boars (weighing more than 350 lb or 159 kg) is 64 ft ² (5.90 m ²) per boar. ⓘ[4.6.2]: <i>This space allowance includes the entire pen, including lying, exercise, feeding and dunging areas.</i>	•	•	•	•	•	•

STANDARD	Step Level					
	1	2	3	4	5	5+
4.7 Space Requirements For Farrowing Sows & Gilts ⓘ The space requirements below pertain to any type of housing or shelter that pigs may be kept in permanently or temporarily. ⓘ Not all of the standards in this Section apply to Steps 5 and 5+ as pigs at these Step levels are only removed from pasture for short periods of time in extreme weather.						
Farrowing Pens and Huts Definitions ⓘ A Farrowing Pen is found in indoor systems and is defined as an area for an individual sow and her piglets – this does not apply to farrowing crates. ⓘ A Farrowing Hut is found in outdoor systems and is defined as a structure with a roof located in an outdoor area or pasture, designed for an individual sow and her piglets, that allows the sow to come and go freely.						
4.7.1 ⓘ	Farrowing pens must have a minimum of 48 ft ² (4.50 m ²) of farrowing space, and allow for the sow to turn 360° uninhibited at any time. The sow must also be able to lie fully recumbent (outstretched) within the pen.	•	•	•	•	
4.7.2 ⓘ	Farrowing huts must have a minimum of 48 ft ² (4.50 m ²) of farrowing space. This space requirement includes the hut and outdoor area space combined, and allows for the sow to turn 360° uninhibited at any time. The sow must also be able to lie fully recumbent (outstretched) within the hut.	•	•	•	•	•
4.7.3 ⓘ	For indoor farrowing group systems, sows must have a minimum of 48 ft ² (4.50 m ²) of combined space (farrowing area plus group area). The space for farrowing (which can be a hut or a sub-divided area but not a crate) can be no less than 35 ft ² (3.30 m ²) per sow, and still allows for the sow to turn 360° uninhibited at any time. The sow must also be able to lie fully recumbent (outstretched) within the farrowing space.	•	•	•	•	
4.8 Additional Provisions For Farrowing Sows						
4.8.1	Farrowing areas must be designed to include a protected space (i.e. a getaway area) for piglets. ⓘ[4.8.1]: Piglet protection devices include but are not limited to: railings or pipes around the perimeter of the pen/hut, sloped walls, and/or a warming box to the side/corner.	•	•	•	•	•
4.8.2	Farrowing sows must be provided with nest building materials a minimum of 3 days prior to the expected farrowing date. ⓘ[4.8.2]: Nest building materials include long straw, corn stalks, hay or other long, fibrous, vegetative material. It is recommended that sows be provided with 2kg (4.4 lbs) of nest building material per day up until farrowing. If sawdust, wood chips, rice hulls or other non-toxic material is used as the bedding material, this is not considered nest-building material.	•	•	•	•	•

STANDARD		Step Level					
		1	2	3	4	5	5+
4.9 Space Requirements For Gestating Sows ⓘ These requirements include gestating sows of all parities. ⓘ Development gilts are not included under this pig category (See Market Pigs) but bred gilts are included. See Glossary for definitions of development and bred gilts. ⓘ The space requirements below pertain to any type of housing or shelter that pigs may be kept in permanently or temporarily. ⓘ Step 5 and 5+ pigs are continuously on pasture and are not housed, except in extreme weather conditions so exercise, feeding and dunging areas are not required because these pigs are only removed from pasture to housing in the event of an emergency. See Standards 5.6.3 and 5.6.4							
4.9.1 ⓘ	The minimum lying space for each gestating sow is 16 ft ² (1.50 m ²). This lying space must be bedded and under shelter.	•	•	•	•	•	•
	ⓘ [4.9.1 a]: This lying space applies to all systems and Step levels. ⓘ [4.9.1 b]: Feedings stall, even if bedded, are not considered lying space. ⓘ [4.9.1 c]: Given the diversity of rearing systems used globally, GAP uses the term ‘shelter’ to include both artificial (e.g. housing, huts etc.) or natural (e.g. trees, shrubs etc.) as long as thermal comfort of the pig(s) can be maintained.						
4.9.2 ⓘ	The minimum additional space for each gestating sow for exercise, dunging and feeding is 16 ft ² (1.50 m ²). Exercise, dunging and feeding areas can be indoors, outdoors, or on pasture and need not be bedded.	•	•				
	ⓘ [4.9.2 a]: Slatted floors can be included as part of this area if they are used (see Standard 4.2.1). ⓘ [4.9.2 b]: Feeding stalls can be included as part of this area if they are used.						
4.9.3	The minimum additional space for each gestating sow for exercise, dunging and feeding is 40 ft ² (3.70 m ²) of which a minimum of 20 ft ² (1.90 m ²) must be outdoors, or on pasture, and need not be bedded. The remaining space may be indoors, or outdoors and does not need to be bedded.			•			
	ⓘ [4.9.3]: If slatted floors are used they can be included as part of any indoor portion of the exercise, dunging and feeding area (see Standard 4.2.1).						
4.9.4	This standard applies in the event that sows need to be removed from pasture (see Standards 5.6.1 to 5.6.2 for further details). The minimum additional space for each gestating sow for exercise, dunging and feeding is 40 ft ² (3.70 m ²) of which a minimum of 20 ft ² (1.90 m ²) must be outdoors, and need not be bedded. The remaining space may be indoors, or outdoors and does not need to be bedded.				•		
	ⓘ [4.9.4]: If slatted floors are used they can be included as part of any indoor portion of the exercise, dunging and feeding area (see Standard 4.2.1).						

STANDARD	Step Level					
	1	2	3	4	5	5+
<p>4.10 Environmental Enrichments</p> <p>① <i>Environmental enrichments are materials that are provided to pigs to add complexity to their environment, encourage the expression of natural behavior(s) (such as rooting, exploration and play behavior), and decrease the expression of abnormal and deleterious behaviors such as tail biting. Examples include long straw (provided as bales and/or deep bedded and that is topped up at an interval that ensures fresh bedding can be used as an enrichment), hay, silage, wood chips (provided as a deep bed), branches, whole crop peas or barley, compost, peat, sisal ropes, or other natural materials, which do not adversely affect the health of the animals.</i></p> <p><i>Extensive research shows that the most important characteristics of an enrichment for pigs are that it is chewable, deformable and destructible. Items such as chains, barrels, plastic toys, rubber hoses, bowling balls, stones, and tires are not as valuable/satisfying to the pigs as they don't have all 3 characteristics in combination, and are therefore not considered acceptable enrichments.</i></p> <p>① <i>Indoor environment does not include huts on pasture.</i></p> <p>① <i>None of the standards in this Section apply to Steps 5 and 5+ as pigs at these Step levels are only removed from pasture and placed indoors for short periods of time in extreme weather.</i></p> <p>① <i>The standards in this section only apply to Step 4 pigs when they are removed from pasture and temporarily housed. See also Standard 5.6.1.</i></p>						
4.10.1 	The indoor environment must include environmental enrichments that are used by pigs.		•	•	•	
	① [4.10.1]: <i>The indoor environment does not include huts on pasture.</i>					
4.10.2	Environmental enrichments can be provided directly on the ground, or by suspending them from the ceiling or walls.		•	•	•	
4.10.3	There must be enough enrichment material provided so that all pigs have access. If using sisal ropes, ropes must be at least 12 inches (30cm) long suspended off the ground and there must be at least 1 rope per 3 pigs.		•	•	•	
4.10.4	Environmental enrichments must be provided to gestating sows, replacement animals, boars, and pigs from weaning through the grow-out period.		•	•	•	
	① [4.10.4]: <i>Farrowing sows (i.e. sows that have been moved to farrowing pens but have not yet farrowed), and sows with unweaned piglets are not required to have enrichment materials in their pens, instead they are required to have nest-building material - see Standard 4.8.2.</i>					
4.10.5	Indoor enrichments must be maintained to ensure pigs have daily access.		•	•	•	

5 OUTDOOR ACCESS AND PASTURE

①: Outdoor access is defined as an outdoor area such as a dry lot, concrete pad, or pasture, but does not have to be pasture.

①: Pasture includes access to rangeland, grassland, planted pastures, managed pastures, wooded areas, harvested crop areas (for clean-up), and any other land where pigs have access to vegetation.

①: Pastures should be rested, and allowed to regenerate between groups.

STANDARD		Step Level					
		1	2	3	4	5	5+
5.1 Outdoor Space Requirements							
5.1.1	Pigs must have an outdoor space that is equal to or greater than 50% of the indoor area. This standard is not allocated for version 2.2. Please refer to Sections 4.5 through to 4.9 for outdoor space requirements for Step 3 pigs.			•			
5.2 Pasture Conditions							
① The following standards in this section are the <u>minimum</u> pasture coverages that an operation could have in any occupied area. Pigs are to be rotated once the pasture has reached 25% or 50% coverage, respectively.							
5.2.1	At least 25% of each occupied pasture area must be covered with vegetation. ① [5.2.1 a]: This standard cannot be met by placing cut or harvested vegetation and/or forages, such as alfalfa hay, in the outdoor area. ① [5.2.1 b]: Vegetation is defined as having nutritional and/or enrichment value to the pigs. Aversive plants (e.g. angel trumpets, thistles and cacti) do not count as part of vegetative cover and should not be included in the coverage calculation.				•		
5.2.2	At least 50% of each occupied pasture area must be covered with vegetation. ① [5.2.2 a]: This standard cannot be met by placing cut or harvested vegetation and/or forages, such as alfalfa hay, in the outdoor area. ① [5.2.2 b]: Vegetation is defined as having nutritional and/or enrichment value to the pigs. Aversive plants (e.g. angel trumpets, thistles and cacti) do not count as part of vegetative cover and should not be included in the coverage calculation.					•	•
5.3 Environmental Enrichments							
① Environmental enrichments are defined in Section 4.10.							
5.3.1	Environmental enrichments must be provided/or made available daily in outdoor areas (in addition to enrichments provided in housing).			•			
5.3.2	If pigs are removed from pasture due to weather conditions, pigs must be provided environmental enrichments in the outdoor areas. ① [5.3.2]: See Standard 5.6.1 and 5.6.2 for details on removal from pasture.				•		
5.3.3	Environmental enrichment materials can be provided directly on the ground or by suspension. There must be enough enrichment material provided so that all pigs in the outdoor areas have access.			•	•		
5.3.4	Environmental enrichments in the outdoor area(s) must be maintained daily to ensure pigs have access.			•	•		

STANDARD		Step Level					
		1	2	3	4	5	5+
5.4 Housing for Systems with Outdoor and/or Pasture Access							
<p>① Given the diversity of rearing systems used globally, GAP uses the term ‘shelter’ to include both artificial (e.g. housing, huts etc.) or natural (e.g. trees, shrubs etc.) as long as thermal comfort of the pig(s) can be maintained.</p>							
5.4.1	<p>All pigs must have continuous access to housing or shelter such that their thermal comfort can be maintained year round.</p> <p>①[5.4.1 a]: Structures that provide pigs with protection from the elements (such as individual and group huts, Quonset-type buildings and 3-sided barns), whether mobile or permanent, meet this standard.</p> <p>①[5.4.1 b]: Natural shelter may also meet the requirements of this standard depending on the age/type of pigs and the prevailing climate.</p>			•	•	•	•
5.5 Outdoor and/or Pasture Access							
5.5.1	<p>All pigs over 2 weeks of age must have continuous access to the outdoors during daylight hours. A sow and her unweaned piglets over 2 weeks of age may be kept indoors without outdoor access only when weather conditions pose a risk to welfare.</p> <p>①[5.5.1]: This Standard was amended in version 2.1 to clarify the age that piglets have outdoor access.</p>			•			
5.5.2	<p>All pigs over 2 weeks of age must have continuous access to pasture. A sow and her unweaned piglets over 2 weeks of age may be kept indoors without outdoor access only when weather conditions pose a risk to welfare.</p> <p>①[5.5.2]: This Standard was amended in version 2.1 to clarify the age that piglets have outdoor access.</p>				•		
5.5.3	All pigs must live continuously on pasture.					•	•
5.5.4	Records must be kept of the age when each group/pen of piglets is provided with access to the outdoors.			•	•	•	•
5.6 Removal from Pasture Areas							
5.6.1	<p>When weather conditions pose risks for pigs, they may be housed, but must have continuous access to an outdoor area during daylight hours. Records must be kept of the dates (start and end dates) and when a group/pen of pigs is removed from pasture.</p> <p>①[5.6.1]: See Standard 5.5.2 (above) where a sow and her unweaned piglets are permitted to remain indoors are exempt from this standard.</p>				•		
5.6.2	<p>Pigs must not be removed from pasture for more than a total of 5 months within any 12-month period.</p> <p>①[5.6.2]: See Standard 5.5.2 (above) where a sow and her unweaned piglets are permitted to remain indoors are exempt from this standard.</p>				•		
5.6.3	Pigs must not be removed from pasture. If pigs are thought to be at risk from weather conditions, they may be temporarily removed from pasture until weather conditions have improved, and a record must be kept.					•	•
5.6.4	Removal from pasture due to weather conditions cannot exceed 5 consecutive days, and/or 25 days within a 12-month period, without written permission from GAP.					•	•

6 RODENT AND PREDATOR CONTROL

STANDARD		Step Level					
		1	2	3	4	5	5+
6.1 Rodent Control Program							
① <i>The standards in this Section are applicable to any rodent control efforts, whether contracted or not, designed to minimize contamination of feed for pigs.</i>							
6.1.1	Good sanitation must be the first level of rodent control.	•	•	•	•	•	•
	① [6.1.1]: <i>Good sanitation includes exclusion of rodents from buildings, bays, or bins where grain or other feeds are stored; clear up of spills of feed; and management of trash to reduce attracting or harboring rodents.</i>						
6.1.2	If good sanitation is ineffective an integrated rodent control program must be implemented. This program must include: <ul style="list-style-type: none"> a. methods of control that only target rodents; b. an assessment of different methods of lethal control; c. if traps are used they must be species-specific, appropriately located and must be designed to cause rapid death; d. licensed rodenticides are only used in areas where traps will be ineffective (traps are most effective in enclosed spaces and rodent runs). 	•	•	•	•	•	•
	① [6.1.2]: <i>Glue boards, drowning, and drowning traps do not meet the above requirements.</i>						
6.2 Predator Control							
① <i>The standards in this Section are applicable to any predator control efforts, whether contracted or arranged by an outside third party. Control of predators must not violate any local, state, provincial, territorial, federal, national, or other laws.</i>							
6.2.1	When predators are considered to be a problem, each operation must have a predator control program in place.	•	•	•	•	•	•
6.2.2	Non-lethal exclusion of predators from housing and occupied outdoor areas must be the first level of control.	•	•	•	•	•	•
6.2.3 ^M	If non-lethal methods are ineffective and pigs are at risk, shooting is the only method of lethal control allowed and is only allowed if the shooter is skilled and the shot kills immediately.	•	•	•	•	•	•
6.2.4 ^M	Poisons, drowning, all snares, leg hold traps and all traps other than live traps are prohibited.	•	•	•	•	•	•
6.2.5	Any live traps must be checked at least once daily and captures must be acted upon within 24 hours.	•	•	•	•		
	① [6.2.5]: <i>Live traps, also known as humane traps, do not contain poison or in any other way result in lethal control.</i>						
6.2.6	Any live traps must be checked at least twice daily and captures must be acted upon within 24 hours.					•	•
	① [6.2.6]: <i>Live traps, also known as humane traps, do not contain poison or in any other way result in lethal control.</i>						

7 TRANSPORT

- ①: The following transport standards apply for all transport between operations, collection points/assembly yards and slaughter facilities.
- ①: GAP recommends minimizing mixing groups of unfamiliar pigs from different farms on the same truck.
- ①: Transport standards apply to all off-farm movement and any on-farm movement that exceed 2 hours. Movement within the operation is not considered transport unless it exceeds 2 hours.
- ①: Most transport standards do not apply for Step 5+ since in general animals at this Step cannot be transported off farm.
- ①: Any operation utilizing transport companies with drivers and loading crews holding current Pork Transport Quality Assurance Certification will automatically be in compliance with Standards 7.3.1-7.5.4. If only the driver holds a current Pork Transport Quality Assurance Certification then they will automatically be in compliance with Standards 7.4.1-7.5.4.
- ①: If operations do not carry out their own transport and do not use transport companies with drivers and/or loading crews holding a current third party pig transport quality assurance certificate, the transport company (or companies) they use must complete GAP's Transport Personnel Responsibilities, Training and Procedures form. This document must be completed for each certification cycle.

STANDARD		Step Level					
		1	2	3	4	5	5+
7.1 Water and Feed Withdrawal							
7.1.1	Water must be continuously available until loading begins.	•	•	•	•	•	
7.1.2	Feed cannot be withheld for more than 8 hours prior to transport.	•	•	•	•	•	•
7.2 Condition of Pigs							
7.2.1	Transporting pigs that meet any of the following conditions is prohibited: <ul style="list-style-type: none"> a. Pigs that are sick, injured, weak, disabled or fatigued; b. Pigs that are lame and unable to bear weight on one or more leg(s); c. Pigs in poor body condition (BCS < 2). 	•	•	•	•	•	•
7.2.2	Pregnant sows must not be transported off the operation within 4 weeks of expected farrowing date.	•	•	•	•	•	
7.2.3	Piglets must not be transported off the operation until they are weaned.	•	•	•	•	•	
7.3 Loading/Unloading							
7.3.1	Only low stress handling aids may be used when moving pigs (such as nylon flags, sorting boards, rattle/shaker paddles).	•	•	•	•	•	•
7.3.2	Pigs must never be kicked, hit, or mistreated in any way while being loaded or unloaded.	•	•	•	•	•	
7.3.3	The use of electric prods is prohibited.	•	•	•	•	•	•
7.3.3	①[7.3.3]: Electric prods may only be used if there is an imminent risk of injury to the animal or handler. The prod must not be routinely carried by the handler. If it is necessary, only the muscles of the pig's hindquarters are permitted to be touched with the prod.						
7.4 Transport and Loading Equipment							
7.4.1	Transport trailers must be cleaned after each use.	•	•	•	•	•	
7.4.2	Transport trailers, including ramps and chutes, must be in good condition.	•	•	•	•	•	

STANDARD		Step Level												
		1	2	3	4	5	5+							
7.4 Transport and Loading Equipment <i>Continued</i>														
7.4.3	Ramp slopes for the first deck must be no more than 20 degrees (incline angle).						•	•	•	•	•			
	①[7.4.3]: <i>Where possible ramp slopes (incline angle) for higher decks should be no more than 20 degrees.</i>													
7.4.4	Ramps must be fitted with cleats, treads, non-slip surfaces or stair steps to minimize the risk of slips and falls during loading and unloading.						•	•	•	•	•			
7.4.5	Trailers must have access point(s) for drivers to be able to access animals, if necessary, during transport.						•	•	•	•	•			
7.4.6	Transport density (during normal weather conditions) should not exceed the following stocking densities:						•	•	•	•	•			
	Average Weight (lbs)		Average Weight (kgs)		Space per head (ft ²)								Space per head (m ²)	
	12		5.4		0.65								0.06	
	50		22.7		1.53								0.14	
	100		45.4		2.32								0.22	
	150		68.0		2.95								0.27	
	200		90.7		3.48								0.32	
	250		113.4		4.26								0.40	
	300		136.1		4.79								0.44	
	350		158.8		5.48								0.51	
400		181.4		6.39		0.59								
<i>Source: Transport Quality Assurance™ Handbook. National Pork Board. Brochure #04152-01/08</i>														
7.4.7	Pigs must be protected from weather during transport.						•	•	•	•	•			
	①[7.4.7]: <i>The following are examples of modifications made to the transport conditions in order to protect pigs:</i>													
<ul style="list-style-type: none"> - <i>Trailer with roof</i> - <i>Close, block or plug a portion of the ventilation holes/slots</i> - <i>Keep pigs dry</i> - <i>Adjust the number of pigs on the truck</i> - <i>Provide extra bedding</i> - <i>Provide wet shavings (to help cool pigs)</i> - <i>Transport pigs early in the morning or at night</i> - <i>Sprinkle pigs with water prior to loading</i> - <i>Minimize the time in lairage (if pigs are held in the truck)</i> - <i>Use a published 'Livestock Weather Safety Index' to determine weather that poses a risk</i> 														
7.5 Transport Personnel Responsibilities and Procedures														
7.5.1	There must be a clear, written procedure, which includes actions and contact numbers, for the driver to follow in case of an accident or emergency.						•	•	•	•	•			

STANDARD		Step Level					
		1	2	3	4	5	5+
7.5 Transport Personnel Responsibilities and Procedures <i>Continued</i>							
7.5.2	The driver must be knowledgeable in all of his or her responsibilities and transport protocols.	•	•	•	•	•	
7.5.3	The driver is responsible for all animals on the truck during transport.	•	•	•	•	•	
7.5.4	If the truck is scheduled to pick up pigs from more than one operation, or if pigs are mixed at the collection point/assembly yard, a separate bill of lading/delivery note including 5-Step® certification information must be kept for each operation.	•	•	•	•	•	
7.6 Transport Duration							
① <i>Transport duration is calculated on an individual truck basis. Independent trips are not cumulative for the below calculation.</i>							
① <i>Transport duration is calculated as follows:</i>							
<ul style="list-style-type: none"> • Operation to Operation: Time from first pig loaded onto the truck at the originating operation to time last pig is unloaded at the receiving operation. • Operation/Collection Point to Slaughter Facility: Time from first pig loaded onto the truck at the finishing operation to the time the truck arrives at the slaughter facility, OR time from the first pig loaded on the truck at the collection point/assembly yard to the time the truck arrives at the slaughter facility. 							
7.6.1	Ⓜ Transport duration must not exceed 16 hours.	•	•	•	•	•	
7.6.2	Transport of market pigs is prohibited.						•
7.7 Transport Records							
7.7.1	Transport records must be kept for each vehicle, made available for review, and include: <ul style="list-style-type: none"> a. Date of transport; b. Head count; c. Loading start and end times for each vehicle transporting hogs to another operation and/or slaughter facility/collection point/assembly yard; d. Departure and arrival times for each vehicle transporting hogs to another operation and/or slaughter facility/collection point/assembly yard; e. Reasons for any stops of delays en route. 	•	•	•	•	•	
7.7.2	Mortality records for each truck transporting pigs to slaughter facilities must be kept.	•	•	•	•	•	
① [7.7.2]: <i>The Dead on Arrival (DOA) summary from the slaughter facility would satisfy this requirement.</i>							
7.8 Sale/Auction Barns							
7.8.1	Ⓜ Sale through auction or sales barns is prohibited.					•	•

8 COLLECTION POINTS/ASSEMBLY YARDS

①: Collection points/assembly yards are defined as a location where producers deliver pigs. Pigs are then shipped from this location to the slaughter facility.

①: The contents of this Section have been made into its own set of standards and standard numbers have been reassigned. Please refer to GAP's Animal Welfare Rating Standards for Pig Collection Points for details on these requirements.

STANDARD		Step Level					
		1	2	3	4	5	5+
8.1 Certification							
	Operations that utilize collections points must use locations that are GAP Certified.	•	•	•	•	•	
8.1.1	①[8.1.1]: It is the producer group/marketing entity/co-op/individual operation's responsibility to ensure their collection point/assembly yard holds a valid certificate.						

9 PLANS, PROTOCOLS, PROCEDURES, TRAINING, RECORDS AND TRACEABILITY

i: Certain historical records and documents included in this section may not be available at the time of initial audit as the operation applying for 5-Step® certification was unaware they would be required and, therefore, cannot create them for past events, treatments, assessments, or practices. At the time of initial audit, record-keeping and documentation mechanisms must be in place to meet each of these standards, and records and documentation for, at a minimum, the pigs presently on-site must be available.

STANDARD		Step Level					
		1	2	3	4	5	5+
9.1 Written Farm/Animal Health/System Plan							
9.1.1	<p>Each operation must have a written plan describing:</p> <ul style="list-style-type: none"> a. an overview of the operation, including size, type/stage of production, location, typical climatic conditions; b. all commercially raised species and breed(s)/strain(s), including approximate numbers and stocking densities of each species on-farm; c. emergency procedures, including those for natural disasters, fire, water shut off, and if applicable power failure; d. operational practices and policies for pig production, which include: <ul style="list-style-type: none"> i. provision for daily feed and water, including ration details; ii. health programs (e.g. supplementation, vaccination and other preventative, maintenance and/or health promoting practices); iii. routine husbandry procedures; iv. care of sick, ill and/or injured pigs, including on-farm euthanasia policies; v. management of outdoor areas, if applicable to production system; vi. rodent and predator control practices; vii. environmental management (i.e. to reflect how various environmental challenges are handled such as large fluctuations in temperature, excessive humidity, cold nights with rain, etc.). 						
	<p>i[9.1.1]: <i>The Farm/Animal Health/System Plan can be provided by an affiliated group (i.e. a producer group, co-operative, marketing entity) or created with the aid of external consultation (i.e. extension agents, veterinarians, peers), but must include information specific and relevant to the operation applying for 5-Step® certification.</i></p>						

STANDARD		Step Level					
		1	2	3	4	5	5+
9.2 Biosecurity Procedures and Protocols							
9.2.1	<p>Each operation must have a documented and implemented biosecurity program that covers:</p> <ul style="list-style-type: none"> a. procedures for bringing any pigs onto the site, including new pigs and any returning pigs (e.g. show pigs; breeding boars used for stud service); b. procedures and policies for employees (e.g. dress code and footwear requirements, policies concerning keeping of pigs off-site); c. procedures and policies for visitors to the operations (e.g. provision of foot baths, booties, and protective clothing; visitor logs); d. feed trucks and equipment delivery to the operation; e. shared borders with neighboring operations, if applicable; f. clean-out procedures of housing between groups of animals. 	•	•	•	•	•	•
9.3 Alternative Power Supply							
9.3.1	<p>If power is essential to the operation of heating, cooling, ventilation, watering, and/or feeding systems, each operation must have:</p> <ul style="list-style-type: none"> a. an alternative power supply and/or a fail-safe device in working condition; AND b. a method of notification in the event of power failure. 	•	•	•	•	•	•
9.4 Training							
9.4.1	<p>Each operation must provide training to all pig care-givers and/or managers that:</p> <ul style="list-style-type: none"> a. is written and/or hands-on; b. is presented in all necessary languages; c. includes instruction on recognizing signs of normal and abnormal pig appearance and behavior; d. describes all aspects of the individual's responsibilities; e. describes emergency procedures; f. is provided prior to the individual's handling of any pigs on the operation; g. covers all requirements of this version of the 5-Step® Animal Welfare Rating Standards for Pigs; h. is on-going as necessary and, at a minimum, when any changes affecting the care and management of pigs are implemented. 	•	•	•	•	•	•
9.4.2	Each operation must keep a record of employee training, including dates of training and topics covered.	•	•	•	•	•	•
9.4.3	Each operation must keep a record of employee re-training and/or on-going training events, including dates of training and topics covered.	•	•	•	•	•	•

STANDARD		Step Level					
		1	2	3	4	5	5+
9.5 Other Commercial Animals on the Operation							
9.5.1	All animals raised on the operation, for which 5-Step® Animal Welfare Rating Standards exist, must be raised and handled to Step 1 standards or higher.					•	•
9.6 Domestic Animals on the Operation							
① <i>Domestic animals include dogs, cats, horses, goats, chickens or any other animals on the operation, including both pets and working animals.</i>							
9.6.1	Neglect or abuse of domestic animals is prohibited.	•	•	•	•	•	•
9.6.2	All domestic animals on-farm must be provided: <ul style="list-style-type: none"> a. food and water on a daily basis, as evidenced by healthy body score condition; b. surroundings that do not cause them injury; c. an environment that allows for freedom of movement and exercise; d. a comfortable resting area that protects them from extremes of temperature; e. veterinary attention if required. 					•	•
9.7 General Records Requirements							
9.7.1	Records must be written and made available to the auditor and/or certification company. Acceptable formats include, but are not limited to; record sheets and cards, calendars, notebooks, and computer documents. ① [9.7.1]: <i>Records can be collected and stored by producer groups.</i>	•	•	•	•	•	•
9.7.2	Records must be presented in an organized manner.	•	•	•	•	•	•
9.7.3	All records, reports, Step certificates, and other materials and correspondence relating to Step certificates must be kept for at least one certification cycle.	•	•	•	•	•	•
9.8 Traceability and Chain of Custody							
9.8.1 ^M	Each operation must have individual herd records that can trace the source of all animals on the operation. Any animal purchased by the operation must also be traceable back to birth.	•	•	•	•	•	•
	① [9.8.1 a]: <i>See 6(e) in the Program Requirements for segregation protocol requirements.</i>						
	① [9.8.1 b]: <i>For operations supplying producer groups, it is acceptable for the producer group to record and maintain this information for individual operations.</i> ① [9.8.1 c]: <i>For operations utilizing collections points/assembly yards, please see Standard 8.1.1 and GAP's Animal Welfare Rating Standards for Pig Collection Points v1.0.</i>						

STANDARD		Step Level					
		1	2	3	4	5	5+
9.8 Traceability and Chain of Custody <i>Continued</i>							
9.8.2	Each Step-rated operation must have a chain of custody system with written records. For each shipment of pigs transported off the operation, whether to another operation, collection point or to a slaughter facility, the records must include: <ul style="list-style-type: none"> a. the number of pigs transported; b. date of transport; c. step-rating; d. certificate number; e. certificate expiry date; f. indicate if transport is operation-to-operation, operation-to-collection point, collection point-to-slaughter facility, or operation-to-slaughter facility; g. any deviations granted including the standard number and length of approval. 						
	<p>i [9.8.2]: Chain of custody can be organized by the individual operation or by an affiliated group (e.g. a producer group, co-operative, marketing entity).</p>						
9.8.3	A copy of the chain of custody record from each shipment of pigs must be kept (for every certified operation) for review by the auditor.	•	•	•	•	•	•

10 SLAUGHTER REQUIREMENTS

①: This Section only applies to entities that are marketing animals as Step-rated (e.g. finishing operations, producer group, co-operative, marketing entity).

①: The Standards in this Section will be verified through a desk audit of the slaughter facility's current third party animal welfare audit rather than an on-site audit.

STANDARD		Step Level					
		1	2	3	4	5	5+
10.1 General Requirements							
① Operations, or the affiliated group (e.g. a producer group, co-operative, marketing entity), must provide a complete copy of the current third party animal welfare audit for all slaughter facilities used by the Operation or affiliated group to the certifier to verify this Section. GAP-accredited certifiers will review the core criteria of the current audit and assess eligibility to meet this standard.							
① The animal welfare slaughter audit does not have to be conducted by a GAP-accredited certification company. Operations and suppliers are encouraged to check with their retail partners to ensure the certifier used for their slaughter audit is in compliance with the retailer's buying requirements.							
① These standards apply to slaughter in an off-farm, mobile or on-farm slaughter facility.							
10.1.1	Any slaughter facility being used by Step-rated operations must be audited to Section 10 of these standards once every 15 months. The slaughter facility will not be assigned a Step-rating, but rather will be granted a pass/fail designation following the review.	•	•	•	•	•	•
① [10.1.1]: The entity that is marketing animals as Step-rated must ensure their slaughter facility has passed a review by a GAP-accredited certifier.							
10.1.2	All animals must be stunned and rendered insensible prior to slaughter.	•	•	•	•	•	•
10.1.3	Pigs from all operations holding a current 5-Step® certificate must be slaughtered at a slaughter facility that has passed and holds a current third party animal welfare audit based on the American Meat Institute's <i>Recommended Animal Handling Guidelines and Audit Guide</i> (July 2013 edition) passing all core criteria and all secondary criteria (with a minimum of acceptable on the scale), and a minimum overall score of 90%, and an effective stun/kill rate of at least 95% on the first attempt in order for animals to be marketed as Step-rated.	•	•	•	•	•	•
① [10.1.3]: Note that the American Meat Institute is now known as the North American Meat Institute.							
10.2 Segregation and In-Facility Traceability							
10.2.1	All slaughter facilities used by the operation or affiliated group must provide a copy of their written in-facility segregation and traceability protocol outlining how Step-rated animals, and differing Step-ratings if applicable, are kept segregated from non-Step-rated animals and product.	•	•	•	•	•	•
10.2.2	Animals must be slaughtered on-farm using an on-farm slaughter facility or a mobile slaughter unit.						•

Appendix I: Body Condition Scoring Scale

The following body condition scoring system is courtesy of AssureWel (www.assurewel.org).

Visually assess from the side and behind. Manual assessment can help distinguish borderline scores.



1 EMACIATED	2 THIN	3 IDEAL	4 FAT	5 OVERLY FAT
Ribs, spine, H and pin bones obvious	Ribs, spine, H and pin bones easily detected with pressure	Ribs, spine, H and pin bones barely visible or barely felt with firm pressure	No detection of ribs, spine, H or pin bones and cannot be felt even when pressure is applied.	No detection of ribs, spine, H or pin bones and cannot be felt even when pressure is applied. Fat deposits clearly visible.

Appendix II: Lameness Scoring

The following lameness identification system is courtesy of AssureWel (www.assurewel.org).

Lameness should be measured in both the breeding herd (including any replacement animals) and market animals. When walking or scanning the pens, any pig observed to meet the following criteria should be marked as exhibiting lameness. Randomly select 4-5 pens of breeding animals and market animals to conduct the assessment. Ensure that the sample is not just formed of pigs already standing.

Criteria:

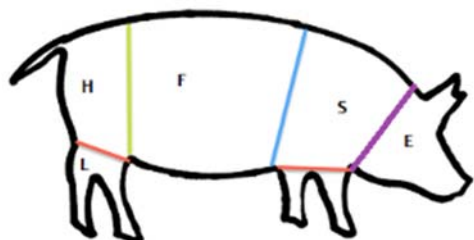
When identifying lame pigs, include those which are:

- standing but not bearing full weight on the affected limb and/or appears to be standing on its toes; and/or
- walking with a shortened stride with minimum weight-bearing on the affected limb and a swagger of the hindquarters (may still be able to trot or gallop); and/or
- severely lame with no weight-bearing on the affected limb. These may also need to be recorded under 'pigs needing further care'.
- **do not include pigs that are showing only stiffness or uneven gait.**







Appendix III – Lesion Scoring

The following lesion scoring system is courtesy of AssureWel (www.assurewel.org).

Randomly select 4-5 pens of breeding animals and market animals to conduct the assessment. If you observe >25% with marks in any of the following areas on any animal(s), record as observed in each affected body region.




Scoring Body Marks

0	MINIMAL	No lesions or less than mild lesions as described below		
1	MILD	<p>A linear lesion longer than 4 inches (10cm); OR 3 or more 1 inch (3cm) lesions; OR a circular area larger than 0.4 inches (1cm) diameter but less than 2 inches (5cm) diameter.</p> <p>Definition of lesion includes grazed/broken skin, fresh (i.e. bleeding) wounds and healing lesions (scabs). Scar tissue is not included.</p>		
2	SEVERE	Circular Lesion or area of lesions \geq 2 inches (5cm) diameter; OR lesion extends into deeper layers of skin; OR the lesions cover a large percentage (>25%) of the skin.		

Scoring Shoulder Lesions

0	NONE	No skin damage on the shoulder	
1	MILD	Grazed or broken skin or swelling on the shoulder	
2	SEVERE	Grazed or broken skin or swelling on the shoulder. Deep tissue injury – these may also be recorded under pigs needing further care	




Scoring Vulva Lesions

0	NONE	No damage to vulva	
1	MILD	Recent damage to the vulva including fresh or scabbed bite wounds but not including old scarring.	
2	SEVERE	Vulva lesion >1 inch (3cm) length or 0.4 inches (1cm) diameter. Deep tissue injury – these may also need to be recorded under 'Pigs needing further care'.	

Appendix IV: Tail Lesion Scoring

The following tail lesion scoring system is courtesy of AssureWel (www.assurewel.org).

Look at the animal from behind. Investigate carefully if the tail is swollen or shorter than normal (including missing the tip) and for scabs and lesions. Make a note if the tail is too dirty to assess.

Scoring Tail Lesions			
0	MINIMAL	The tail is unmarked or has circular lesions <0.2 inches (0.5cm) diameter or linear lesions < 0.4 inches (1cm) in length	
1	MILD	The tail has a circular lesion ≥0.2 inches (0.5cm) diameter or a 0.4 inches (1cm) linear scratch (including small scratches and scrapes, swelling, fresh blood or scabs visible on any part of the tail)	
2	SEVERE	The tail is more severely bitten – at least a proportion of the tail missing, tail swollen or held oddly, scab covering whole tip.	

Appendix V: Sensory Evaluation of Air Quality

Most operations do not use calibrated equipment to assess air quality on a daily basis. While this type of specialized equipment is an accurate way to measure air quality, it's typically too costly for everyday use. Below is a subjective score that can be used to assess air quality during daily monitoring.

Scores 2-5 (Moderate, Strong, Very Strong, and Overpowering) indicate that ammonia and dust are excessive and need to be addressed immediately for both human safety and animal health.

Technique:

1. score air quality twice during each visit - when you first enter the barn (first impression), and then just prior to leaving the barn;
2. record your air quality score;
3. make any necessary adjustments to ventilation, management, etc. to improve air quality in your barn(s).

Scoring Air Quality			Action Required?
0	ZERO	odor and dust not noticeable (easy to breathe)	No - acceptable air quality
	1	WEAK	
2	MODERATE	odor and dust distinct, annoying (watery eyes and/or coughing)	Yes – needs work to improve air quality
3	STRONG	odor and dust irritating (stinging eyes and mouth, and/or excessive coughing)	
4	VERY STRONG	odor and dust bearable (stinging eyes and mouth, excessive coughing, and/or pain when swallowing)	
5	OVERPOWERING	odor and dust unbearable, you need to leave the barn (hurts to breathe in)	

Glossary

Term	Definition
Assembly yard	<i>A location where producers deliver pigs. Pigs are then shipped from this location to the slaughter facility. Also known as a collection point.</i>
Bred gilts	<i>Young female pigs served for the first time, whether through natural breeding or artificial insemination.</i>
By-product	<i>Animal waste and products derived from slaughter/harvest process including blood or any of its components, meat, bone, bristles, flesh, hair, hides, hooves, horns, offal, skins, wool, fat, feather, and fish. Fish includes whole fish, parts of fish, fish meal, fish by-products from the processing industry and other aquatic species and/or products (does not include seaweed or oyster shell).</i>
Collection points	<i>A location where producers deliver pigs. Pigs are then shipped from this location to the slaughter facility. Also known as an assembly yard.</i>
De-tusk	<i>De-tusking is either total removal of the tusk or an extreme form of trimming where the tusk is cut back right to the gum line.</i>
Development gilts	<i>Young female pigs being prepared for breeding (includes feeding, vaccinations etc).</i>
Disk rings	<i>Rings applied to the rim of the snout/rooting disk.</i>
EID tag	<i>Electronic Identification - an ear tag (or a bolus) that is capable of transmitting a short-range signal with the animal's unique ID to an electronic reader. See also RFID.</i>
Ear notching	<i>Small, usually triangular, section(s) cut out of the edge of a pig's ear in order for identification.</i>
Environmental enrichment	<i>Materials that are provided to pigs to add complexity to their environment, encourage the expression of natural behavior(s) (such as rooting, exploration and play behavior), and decrease the expression of abnormal and deleterious behaviors such as tail biting.</i>
Farrowing crate	<i>A confined space designed to house a single sow with her litter. Crates are designed to fit around the sow's body and restrict the sow's movement. The sow can stand up and lie down but cannot turn around.</i>
Farrowing hut	<i>Found in outdoor systems and is defined as a shelter or structure with a roof located in an outdoor area or pasture, designed for an individual sow and her piglets, that allows the sow to come and go freely.</i>
Farrowing pen	<i>Found in indoor systems and is defined as an area for an individual sow and her piglets. The sow can stand up, lie down and turn around at free will. This is not the same as a farrowing crate.</i>
Feeding stalls	<i>An individual feeding space that can be closed during feeding. A management approach to control feed intake and protect sows from bullying during feeding in a group system.</i>
Genetically modified	<i>Pigs who have been genetically altered (modified, engineered) or cloned. This does not include pigs that are genetically selected for certain traits.</i>
Gestation stall	<i>A confined space designed to house a single sow during pregnancy. Stalls are designed to fit around the sow's body and restrict the sow's movement. The sow can stand up and lie down but cannot turn around.</i>
Lameness	<i>Lameness is the inability to use one or more limbs in a normal manner.</i>
Mortality	<i>A record of animals that have died. This does not include animals that are culled.</i>
Non-ambulatory	<i>Pigs unable to stand unaided and bear weight on each leg. Also known as downers.</i>

Nose ringing	<i>Insertion of a ring into the nose of an animal with the intention of preventing excessive pasture damage.</i>
Nursery pig	<i>A post-weaned animal that is a maximum of 55lbs (25kgs) or a maximum of 12 weeks old.</i>
Off-label / extra-label medication	<i>Off-label use is the use of pharmaceutical drugs for an unapproved indication or in an unapproved age group, unapproved dosage, or unapproved form of administration.</i>
Organophosphates	<i>A chemical compound often used as a pesticide, which has been shown to have adverse effects on the nervous system of humans and animals.</i>
Outdoor access	<i>An outdoor area such as a dry lot, concrete pad, or pasture, but does not have to be pasture.</i>
Pasture	<i>Access to rangeland, grassland, planted pastures, managed pastures, wooded areas, harvested crop areas (for clean-up), and any other land where pigs have access to vegetation.</i>
RFID tag	<i>Radio Frequency Identification – an ear tag (or a bolus) that is capable of transmitting a short-range signal with the animal’s unique ID to an electronic feeder.</i>
Septum ring	<i>Ring applied through the septum of the nose.</i>
Shelter	<i>Includes both artificial (e.g. housing, huts etc.) or natural (e.g. trees, shrubs etc.) shelter as long as thermal comfort of the pig(s) can be maintained.</i>
Slap marking	<i>Form of temporary tattoo applied to the shoulder and/or hip.</i>
Slatted floor	<i>Flooring that has one or more open space(s) to allow drainage of urine and feces.</i>
Smidley hut	<i>Type of movable farrowing house for outdoor use.</i>
Stillborn	<i>A piglet that is born dead. Stillborn animals will still have thimbles (the pliable covering over the nails on their feet) that are otherwise worn off within 15 minutes of birth.</i>
Sub-therapeutic	<i>Administering treatment when animals are not sick; this includes low doses of medication over an extended period of time.</i>
Tail dock	<i>Removal of any part of the tail.</i>
Tattooing	<i>Form of identification.</i>
Teeth clipping	<i>Cutting all or part of a piglet’s incisor/needle/eye/wolf/milk teeth using clippers/pliers.</i>
Teeth filing	<i>Filing all or part of a piglet’s incisor/needle/eye/wolf/milk teeth using a file.</i>
Teeth grinding	<i>Grinding all or part of a piglet’s incisor/needle/eye/wolf/milk teeth using an electric grinder.</i>
Tethering	<i>A method of restraining or tying up an animal.</i>
Wet-dry feeding	<i>Wet/dry feeder systems are where water and feed are provided separately to the feeder and the pig chooses how much of each it will take.</i>